

Performance and Key Characteristics

Fund Objective: PIMCO GIS Income Fund's primary objective is to seek high current income consistent with prudent investment management. Long term capital appreciation is a secondary objective. The fund may use or invest in financial derivatives

Fund Performance (net of fees)	MTD	YTD	2023	12 mos	3 yrs	5 yrs	SI
GIS Income Fund USD (Inst Income Shareclass)	1.66	1.55	8.66	8.14	1.00	2.99	4.96
Net of 5% Preliminary Charge	-3.46	-3.55	3.19	2.76	-0.71	1.94	4.49
GIS Income Fund SGD (Inst Income Shareclass)	1.50	0.94	6.84	6.30	0.19	2.30	3.69
Net of 5% Preliminary Charge	-3.58	-4.09	1.50	1.04	-1.52	1.25	3.06
USD Benchmarks							
Bloomberg U.S. Aggregate Index	1.70	-1.64	5.53	1.31	-3.10	-0.17	1.23

Source: Bloomberg, PIMCO, as of 31 May 2024. Since inception on 30 November 2012 for USD Inst Income and 16 December 2015 for SGD Inst Income. All periods longer than one year are annualized. The benchmark is the Bloomberg U.S. Aggregate Index. Past performance is not indicative of future performance and no guarantee is being made that similar returns will be achieved in the future. Performance shown is on a NAV-to-NAV basis in the denominated currency and are net of fees and other expenses and on the assumption that dividends are reinvested, as applicable. Where stated, performance of the Fund is also shown taking into account the maximum preliminary charge of 5%. A preliminary charge of up to 5% may or may not be deducted from the subscription amount depending on the distributor from whom you had purchased shares, as such this may not represent actual performance returns. Investment returns denominated in non-local currency may be exposed to exchange rate fluctuations. The Funds typically offer different share classes, which are subject to different fees and expenses (which may affect performance), have different minimum investment requirements and are entitled to different services. Please refer to www.pimco.com.sg for more performance of different share classes.

Monthly Market Review

Risk assets continued to rise in May, supported by enthusiasm for technology stocks and a favorable U.S. Core PCE inflation print. Labor markets eased as the U.S. economy added 175k jobs in April, a deceleration compared to the upwardly revised 315k jobs added in March and falling short of expectations for a 243k increase. On the inflation front, U.S. headline CPI rose by 3.4% year-over-year (YoY) in April, near the consensus forecast but below the March number, bolstering market expectations for a September rate cut. In the Euro Area, headline inflation came in at 2.4% in April, the same as in March, holding at levels not seen in three years. In the U.K., headline inflation came in above expectations at 2.3%, but was the lowest reading in the country since 2021.

Government bond yields were mixed across developed markets, with U.S. Treasury yields broadly falling in response to softer-than-expected economic data. Elsewhere, U.K. 10-year gilts were modestly lower despite hovering near their highest levels since November 2023, as a batch of data surprised to the upside. In the front end, U.S. 2-year Treasury and U.K. 2-year gilt

yields rallied 16bps and 11bps, respectively, while German 2-year Bund yields rose 6bps. U.S. 10-year Treasury and U.K. 10-year gilt yields rallied 18bps and 3bps, respectively, while German 10-year Bund yields rose 8bps. Equity markets rallied, with the S&P 500 posting returns of 4.96%, its best May since 2009, supported by better-than-expected first quarter earnings results. European equities were also higher, as the Stoxx 50 finished May up 2.42%, while Japanese equities lagged amidst currency weakness, with the Nikkei 225 returning 0.21%. In credit, USD and EUR investment grade spreads tightened by 2bps and 5bps, respectively. High yield performance was mixed, as USD high yield spreads were 7bps wider, while EUR high yield spreads tightened by 34bps.

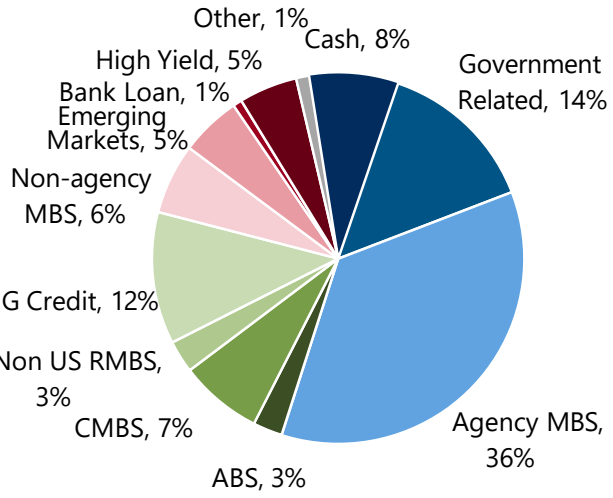
During the month, the PIMCO GIS Income Fund returned 1.66% after fees (in USD, for the Institutional class, Income share), bringing YTD '24 performance to 1.55%.

As of 31 May 2024			
Market Moves	Current	Δ MTD	Δ YTD
US Treasury 10 Yr (bps)	4.50%	-18	62
Japanese JGB 10 Yr (bps)	1.07%	19	46
UK Gilts 10 Yr (bps)	4.32%	-3	79
German Bund 10 Yr (bps)	2.66%	8	64
US Agency MBS OAS (bps)	50	-6	3
US IG OAS (bps)	80	-2	-13
US HY OAS (bps)	308	7	-15
US Dollar Index	104.67	-1.46%	3.29%

US Agency MBS references BBG US MBS Index; US IG references BBG US Agg Credit Index; US HY references BBG US Corp High Yield Index; US Dollar Index references BBG DXY Index; Source: Bloomberg, as of 31 May 2024.

Positioning

PIMCO GIS Income Fund (% GMV)^



MTD Changes:

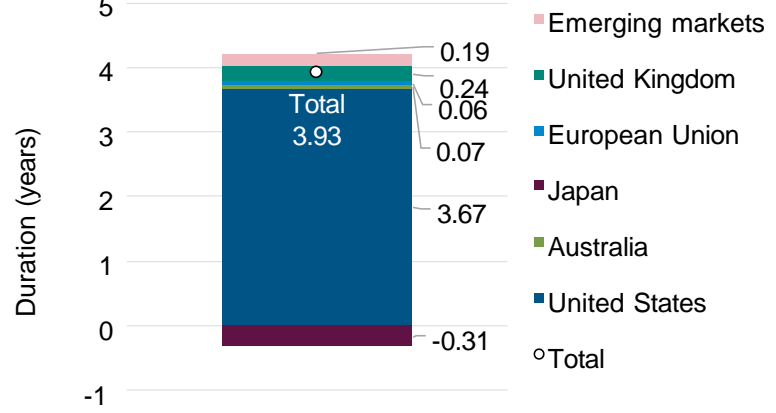
- The Fund maintains diversified portfolio exposures with a focus on liquidity, quality and seniority in the capital structure.
- Overall duration moved lower over the month to 3.93 years as yields fell, stemming mainly from the intermediate part of the US yield curve.
- Within securitized sectors, the Fund maintained exposure to US Agency MBS, focusing primarily on higher coupons, as it maintains a constructive view on the sector. Elsewhere, the Fund modestly added exposure to AAA-rated tranches of CLOs, European ABS and UK RMBS.
- There were few changes to corporate exposure although the Fund added selectively to high quality senior financials and non-financials.
- The composition of the Fund’s gross FX exposure remains dynamic, as it opened long positions in PLN, GBP and EUR, and short positions in CHF, AUD, SGD and ILS. The Fund also added to the long exposure to INR. Elsewhere, the Fund closed the long position in IDR, while reducing long exposures to MXN, JPY and BRL, and short exposures to CAD and CNY.

Key Statistics

Duration (yrs)	3.93
Estimated YTM	6.99%
Average quality	AA-
Morningstar rating	★★★★

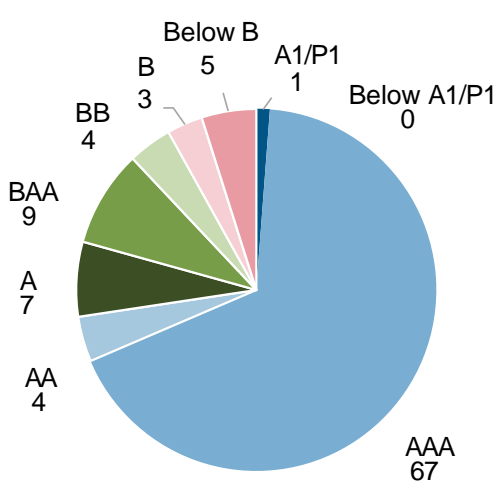
A rating is not a recommendation to buy, sell or hold a fund. ©2024 Morningstar, Inc. All Rights Reserved. The information contained herein: (1) is proprietary to Morningstar; (2) may not be copied or distributed; and (3) is not warranted to be accurate, complete or timely. Neither Morningstar nor its content providers are responsible for any damages or losses arising from any use of this information.

Duration (years)



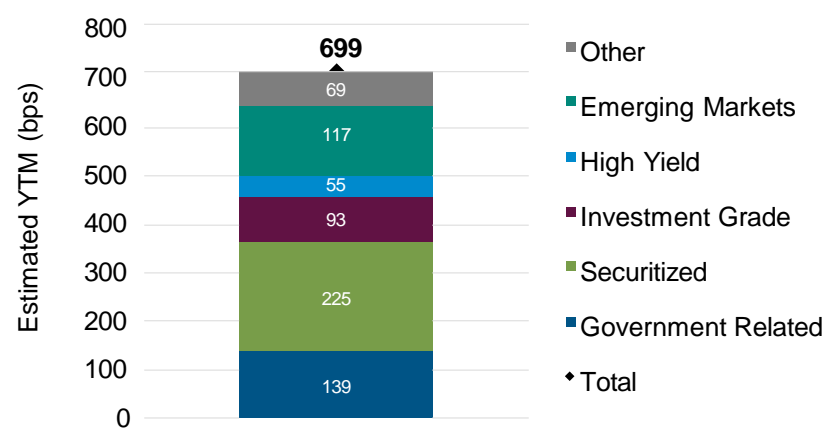
Source: PIMCO. As of 31 May 2024

Quality breakdown (%MV)



Source: PIMCO. As of 31 May 2024

Estimated Yield to Maturity Breakdown (bps)



Source: PIMCO. As of 31 May 2024

Positioning – Focusing on resilience, quality and liquidity

Key Positioning Themes

Strategic Liquidity – The Fund continues to focus on maintaining high levels of liquidity (cash, Treasuries and Agency MBS) to provide additional flexibility and potentially deploy capital opportunistically.

Interest Rate Strategies – The Fund maintains a moderate exposure to duration risk with a preference for US rates. The exposure focuses on the front and intermediate segments of the yield curve where we see the most attractive opportunities. We maintain a long exposure to US TIPS to protect the portfolio against elevated inflation risks. Elsewhere, the Fund maintains a modest long position in UK duration, given the economy's greater sensitivity to higher rates and improving inflation picture, and a short position to Japanese duration, given the BoJ's shift towards monetary policy tightening.

Mortgage-Backed Exposures – We continue to like non-Agency mortgage-backed securities due to their attractive yields and risk profile. Our exposure is mainly in senior tranches of legacy, well seasoned deals, with very solid underlying fundamentals that should be resilient even in very distressed house price scenarios. We have avoided deeply subordinated parts of the market that have stronger upside potential in positive economic scenarios, but have asymmetric downside and risk of permanent capital loss in negative scenarios. We also continue to hold select higher coupon Agency MBS and senior AAA-rated tranches of CMBS indices. Both sectors provide "safe spread" along with an attractive risk profile in the event of a flight to quality. We remain focused on maintaining flexibility and ensuring a high level of liquidity in the portfolio.

Corporates – Within investment grade corporates we continue to like systemically important banks with strong capital positions and direct support from central banks, with a focus on the most senior parts of banks' capital structures. Outside of financials, we continue to hold a preference for defensive, less cyclical sectors, such as utilities. The fund is highly selective in cash High Yield bonds, with a focus on short dated senior and secured bonds from non-cyclical sectors, as well as select hung loans and restructuring opportunities. The Fund continues to maintain an allocation to high yield CDX, which benefit from attractive relative value and superior liquidity versus cash bonds.

Emerging Markets – Exposure to emerging markets remains modest. We still believe that EM assets can be a good source of carry and diversification, but we keep individual country exposures small. We are focused on select regions which provide higher yields and what we perceive is limited potential for long-term financial loss. We are generally focused on sovereigns and quasi-sovereigns, specifically on organizations that have close government ties.

Currency – Currency positions continue to be modest as currencies can be more volatile than other asset classes. We remain tactical in our currency positioning, holding a long exposure to a basket of higher carry EM currencies (INR, BRL, MXN, ZAR, TRY) versus the USD for additional diversification. We also maintain modest tactical exposure to a basket of DM currencies (long JPY, GBP, EUR and short CHF, CAD, AUD) based on relative valuations.

Source: PIMCO. As of 31 May 2024

Performance Attribution

Portfolio Attribution	MTD	QTD	YTD
Interest rate strategies	130	-20	-40
U.S. Duration Total	120	5	-10
<i>U.S. Duration</i>	75	-85	-240
<i>U.S. Base Rate</i>	50	95	230
Non-U.S. Developed	10	-10	-15
Emerging Markets	0	-10	-10
Sector Strategies	35	35	205
Securitized	20	5	75
<i>Agency MBS</i>	25	0	40
<i>Non-Agency MBS</i>	-5	0	20
<i>Securitized Other</i>	5	5	15
Corporates	10	15	45
High Yield	0	5	30
Emerging Markets	10	10	40
Other	0	5	15
Currency	5	0	5
Other*	0	5	15
Total**	175	20	185

*Attribution rounded to the nearest 5 basis point and is shown for the institutional accumulation share class before fees.

Past performance is not a guarantee or a reliable indicator of future results

Other includes dispersion, and minor model residuals.

QTD - Contributors

- Exposure to the cash interest rate in the US, from carry
- Holdings of investment grade and high yield corporate credit, primarily through carry and selection
- Long exposure to EM external debt, primarily through selection
- Long exposure to US Treasury Inflation-Protected Securities (“TIPS”), as breakeven inflation levels rose
- Holdings of non-Agency Mortgage Backed Securities

MTD - Contributors

- Long exposure to US duration, as yields fell
- Exposure to the cash interest rate in the US, from carry
- Holdings of Agency Mortgage Backed Securities, as spreads tightene and through selection
- Holdings of investment grade corporate credit, as spreads tightened and through carry
- Long exposure to EM external debt, primarily through selection

MTD - Detractors

- Holdings of non-Agency Mortgage Backed Securities
- Short exposure to the Canadian dollar as it appreciated against the US dollar

QTD - Detractors

- Long exposure to US duration, as yields rose
- Long exposure to the Japanese yen, as it depreciated against the US dollar
- Long exposure to UK duration, as yields rose
- Long exposure to select EM local debt, as yields rose

YTD - Contributors

- Exposure to the cash interest rate in the US, from carry
- Holdings of investment grade and high yield corporate credit, as spreads tightened, and through carry and selection
- Holdings of securitized assets, including Agency and non-Agency Mortgage Backed Securities
- Holdings of EM external debt, as spreads tightened, and through carry and selection
- Long exposure to US Treasury Inflation-Protected Securities (“TIPS”), as breakeven inflation levels rose

YTD - Detractors

- Long exposure to US duration, as yields rose
- Long exposure to the Japanese yen as it depreciated against the US dollar
- Long exposure to UK duration, as yields rose
- Long exposure to select EM local debt, as yields rose

The information herein is given on a general basis without obligation and is strictly for information purposes only. It is not intended as an offer or solicitation with respect to the purchase or sale of any investment or insurance product mentioned herein. Nothing herein should be construed as a recommendation or advice to transact in any investment or insurance product of companies mentioned within.

Although every reasonable care has been taken to ensure the accuracy and objectivity of the information contained in this publication, the Company and its employees cannot be held liable for any errors, inaccuracies or omissions, howsoever caused, or for any decision or action taken based on the information or views expressed in this publication.

The Company does not warrant the accuracy, adequacy, timeliness or completeness of the information herein for any particular purpose, and expressly disclaims liability for any errors, inaccuracies or omissions. Any opinions, projections and other forward-looking statements regarding future events or performance of, including but not limited to, countries, markets or companies are not necessarily indicative of, and may differ from actual events or results.

The information herein has no regard to the specific objectives, financial situation and particular needs of any specific person. Investors may wish to seek advice from an independent financial adviser before investing in any investment or insurance product. Should you choose not to seek such advice, you should consider whether the investment or insurance product in question is suitable for you.

This advertisement or publication has not been reviewed by the Monetary Authority of Singapore.

All data sourced from PIMCO, index provider for benchmark data are as of 31 May 2024 unless otherwise noted. Investment involves risk. Past performance is not a guarantee or a reliable indicator of future results. Bloomberg U.S. Aggregate Index represents securities that are SEC-registered, taxable, and dollar denominated. The index covers the U.S. investment grade fixed rate bond market, with index components for government and corporate securities, mortgage pass-through securities, and asset backed securities. These major sectors are subdivided into more specific indices that are calculated and reported on a regular basis. It is not possible to invest directly in an unmanaged index. Morningstar ratings are shown for funds with 4 or 5 star ratings only. Other share classes ratings are either lower or unavailable. A rating is not a recommendation to buy, sell or hold a fund. ©2024 Morningstar Inc. All Rights Reserved. The information contained herein: (1) is proprietary information of Morningstar; (2) may not be copied or redistributed; and (3) is not warranted to be accurate, complete or timely. Neither Morningstar nor its content providers are responsible for any damages or losses arising from any use of this information. Forecasts, estimates, and certain information contained herein are based upon proprietary research and should not be interpreted as investment advice, as an offer or solicitation, nor as the purchase or sale of any financial instrument. Forecasts and estimates have certain inherent limitations, and unlike an actual performance record, do not reflect actual trading, liquidity constraints, fees, and/ or other costs. In addition, references to future results should not be construed as an estimate or promise of results that the Fund may achieve. Investment involves risk including possible loss of the principal amount invested.

PIMCO calculates a Fund's Estimated Yield to Maturity by averaging the yield to maturity of each security held in the Fund on a market weighted basis. PIMCO sources each security's yield to maturity from PIMCO's Portfolio Analytics database. When not available in PIMCO's Portfolio Analytics database, PIMCO sources the security's yield to maturity from Bloomberg. When not available in either database, PIMCO will assign a yield to maturity for that security from a PIMCO matrix based on prior data. The source data used in such circumstances is a static metric and PIMCO makes no representation as to the accuracy of the data for the purposes of calculating the Estimated Yield to Maturity. The Estimated Yield to Maturity is provided for illustrative purposes only and should not be relied upon as a primary basis for an investment decision and should not be interpreted as a guarantee or prediction of future performance of the Fund or the likely returns of any investment.

The dividend amount or dividend rate/yield is not guaranteed. Past distributions are not necessarily indicative of future trends, which may be lower. A positive distribution yield does not imply a positive return. Data does not include special cash dividends. Distribution payments of the Fund where applicable, may at the sole discretion of the Fund, be made out of either income and/ or capital of the Fund. In the case of the Fund and the Income II Shares, the Fund may at its discretion pay dividends out of capital and charge management fees to capital, thereby resulting in an increase in distributable income available for the payment of dividends by the Fund/Income II Shares and therefore, the Fund / Income II shares may effectively pay dividends out of capital. In the case of Income II Shares, the Fund may also charge other fees to capital and also take into account the yield differential arising from share class currency hedging (which constitutes a distribution from capital). This may result in an immediate reduction of the NAV per share for the Fund and the Income II Shares. Please refer to www.pimco.com.sg for more information on income statistics.

Benchmark - Unless referenced in the prospectus and relevant key investor information document, a benchmark or index in this material is not used in the active management of the Fund, in particular for performance comparison purposes.

Where referenced in the prospectus and relevant key investor information document a benchmark may be used as part of the active management of the Fund including, but not limited to, for duration measurement, as a benchmark which the Fund seeks to outperform, performance comparison purposes and/or relative VaR measurement. Any reference to an index or benchmark in this material, and which is not referenced in the prospectus and relevant key investor information document, is purely for illustrative or informational purposes (such as to provide general financial information or market context) and is not for performance comparison purposes. Please contact your PIMCO representative for further details."

The fund is actively managed in reference to the Bloomberg US Aggregate Index as further outlined in the prospectus and key investor information document.

^GMV Gross Market Value (GMV%) is calculated differently than Percent Market Value (PMV%), which is the Fund's official sector reporting. GMV% does not include the notional value of swap exposures and excludes reverse repos from its calculation. "Government Related" includes nominal and inflation-protected Treasuries, agencies and FDIC-guaranteed and government guaranteed corporate securities from the U.S., Japan, United Kingdom, Australia, Canada, and European Union. *"Government-Related" excludes any interest rate linked derivatives used to manage the fund's duration exposure in the United States. Derivative instruments includes interest rate swaps, futures, and swap options. "ABS" contains traditional ABS, CLOs and CDOs, and may also contain exposures to CMOs domiciled in markets outside of the US, such as UK residential mortgage-backed securities. "Other" contains municipal securities and preferred stock or common stock obtained through restructuring opportunities.

Prior to October 2023 sector exposures were reported in terms of percent bond exposure (PBE%), which is defined as the market exposure inclusive of notional values. PBE% shows exposure to a given sector divided by the total assets of the Fund and does not utilize a derivative offset bucket like PMV%. Additionally, prior to October 2023, the "Government- Related" bucket excluded any interest rate linked derivatives used to manage our duration exposure in the following countries: the U.S., Japan, United Kingdom, Australia, Canada, and European Union (ex-peripheral countries defined as Italy, Spain, Cyprus, Malta, Portugal, and Greece). Portfolio structure is subject to change without notice and may not be representative of current or future allocations.

Correlation - As outlined under "Benchmark", where referenced in the prospectus and relevant key investor information document, a benchmark may be used as part of the active management of the Fund. In such instances, certain of the Fund's securities may be components of and may have similar weightings to the benchmark and the Fund may from time to time show a high degree of correlation with the performance of any such benchmark. However the benchmark is not used to define the portfolio composition of the Fund and the Fund may be wholly invested in securities which are not constituents of the benchmark.

Investors should note that a Fund may from time to time show a high degree of correlation with the performance of one or more financial indices not referenced in the prospectus and relevant key investor information document. Such correlation may be coincidental or may arise because any such financial index may be representative of the asset class, market sector or geographic location in which the Fund is invested or uses a similar investment methodology to that used in managing the Fund.

A word about risk: Investing in the bond market is subject to certain risks including market, interest-rate, issuer, credit, and inflation risk; investments may be worth more or less than the original cost when redeemed. Investing in foreign denominated and/or domiciled securities may involve heightened risk due to currency fluctuations, and economic and political risks, which may be enhanced in emerging markets. Currency rates may fluctuate significantly over short periods of time and may reduce the returns of a portfolio. Mortgage and asset backed securities may be sensitive to changes in interest rates, subject to early repayment risk, and their value may fluctuate in response to the market's perception of issuer creditworthiness; while generally supported by some form of government or private guarantee there is no assurance that private guarantors will meet their obligations. Inflation-linked bonds (ILBs) issued by a government are fixed-income securities whose principal value is periodically adjusted according to the rate of inflation; ILBs decline in value when real interest rates rise. Treasury Inflation-Protected Securities (TIPS) are ILBs issued by the U.S. Government. Sovereign securities are generally backed by the issuing government, obligations of U.S. Government agencies and authorities are supported by varying degrees but are generally not backed by the full faith of the U.S. Government; portfolios that invest in such securities are not guaranteed and will fluctuate in value. High-yield, lower-rated, securities involve greater risk than higher-rated securities; portfolios that invest in them may be subject to greater levels of credit and liquidity risk than portfolios that do not. Derivatives may involve certain costs and risks such as liquidity, interest rate, market, credit, management and the risk that a position could not be closed when most advantageous.

Investing in derivatives could lose more than the amount invested. Diversification does not ensure against loss.

Additional information - This material may contain additional information, not explicit in the prospectus, on how the Fund or strategy is currently managed. Such information is current as at the date of the presentation and may be subject to change without notice.

Investment Restrictions - In accordance with the UCITS regulations and subject to any investment restrictions outlined in the Fund's prospectus, the Fund may invest up to 100% of its net assets in different transferable securities and money market instruments issued or guaranteed by any of the following: OECD Governments (provided the relevant issues are investment grade), Government of Singapore, European Investment Bank, European Bank for Reconstruction and Development, International Finance Corporation, International Monetary Fund, Euratom, The Asian Development Bank, European Central Bank, Council of Europe, Eurofima, African Development Bank, International Bank for Reconstruction and Development (The World Bank), The Inter American Development Bank, European Union, Federal National Mortgage Association (Fannie Mae), Federal Home Loan Mortgage Corporation (Freddie Mac), Government National Mortgage Association (Ginnie Mae), Student Loan Marketing Association (Sallie Mae), Federal Home Loan Bank, Federal Farm Credit Bank, Tennessee Valley Authority, Straight-A Funding LLC, Government of the People's Republic of China, Government of Brazil (provided the issues are of investment grade), Government of India (provided the issues are of investment grade).

PIMCO Funds: Global Investors Series plc is an open-ended investment company with variable capital and with segregated liability between Funds incorporated on 10 December, 1997 and is authorised in Ireland by the Central Bank as an undertaking for collective investment in transferable securities pursuant to the European Communities (Undertakings for Collective Investment in Transferable Securities) Regulations, 2011 (S.I. No. 352 of 2011) as amended. PIMCO Funds: Global Investors Series plc has appointed PIMCO Asia Ptd Ltd as the Singapore Representative. Investors should consider the investment objectives, risks, charges and expenses of the funds carefully before investing. The Fund may use or invest in financial derivative instruments and be subject to various risks (including for e.g. liquidity risk, interest rate risk, market risk, credit risk and management risk etc.) associated with such investments in financial derivative instruments. The Fund's use of, or investment in, financial derivative instruments involves risks different from, or possibly greater than, the risks associated with investing directly in securities and other traditional investments. Participation in the markets for financial derivative instruments involves investment risks and transaction costs to which the Fund may not be subject if such strategies are not used. You should carefully consider these risks prior to making an investment in the Fund. This and other information is contained in the Fund's Singapore Prospectus which is available and can be obtained from our website www.pimco.com.sg or by contacting the Singapore Representative or a distributor of the Fund.

Prospective investors should read the Fund's Singapore Prospectus before deciding whether to subscribe for or purchase shares in any of the Funds. Investors may also wish to seek advice from a financial adviser before making a commitment to invest and in the event you choose not to seek advice, you should consider whether the investment is suitable for you. The value of shares of the Fund and the income accruing to them, if any, may fall or rise. The Funds typically offer different share classes, which are subject to different fees and expenses (which may affect performance), have different minimum investment requirements and are entitled to different services. Unless otherwise stated in the prospectus, the Fund referenced in this material is not managed against a particular benchmark or index, and any reference to a particular benchmark or index in this material is made solely for risk or performance comparison purposes.

PIMCO Asia Pte Ltd (8 Marina View, #30-01, Asia Square Tower 1, Singapore 018960, Registration No. 199804652K) is regulated by the Monetary Authority of Singapore as a holder of a capital markets services license and an exempt financial adviser. The asset management services and investment products are not available to persons where provision of such services and products is unauthorized. PIMCO is a trademark of Allianz Asset Management of America LLC. in the United States and throughout the world. ©2024, PIMCO.
