

# e-Gift Card Redemption User Guide

## 3 steps to using your gift card!

**1. Sign up for a Klook account**  
(if you don't have a Klook account already)

**2. Redeem your gift card**

**3. Use your gift card balance**

# Sign up for a Klook Account and head to gift card page

## If received Gift Card through email

- 1 Click on the redemption button. It will lead you to the Klook gift card page. Please login and fill in the code in order to redeem.

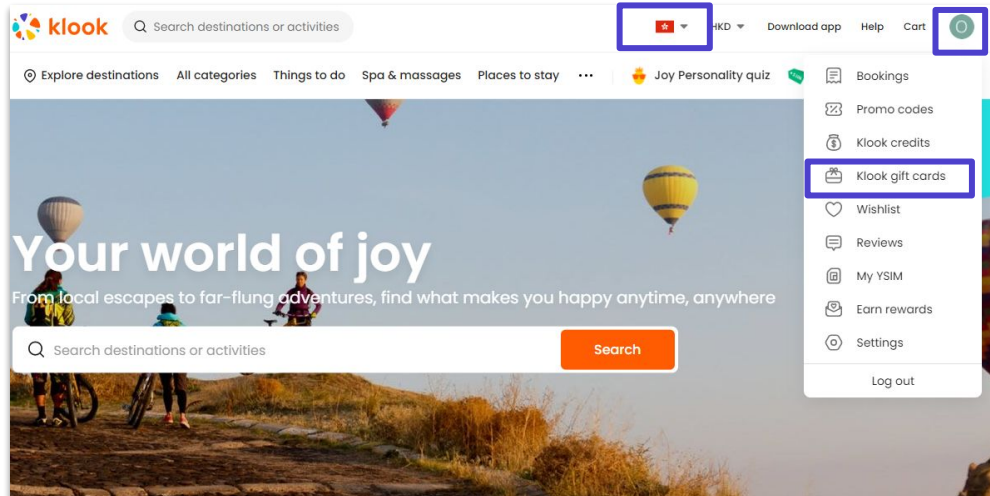
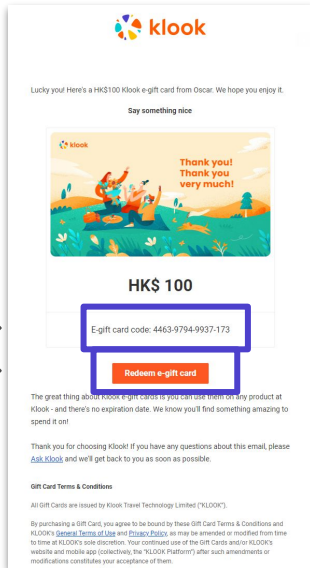
## If not received Gift Card through email (codes)

- 1 Before users can redeem their cards, they will need to sign up or login to their Klook account. This can be done at <https://www.klook.com/en-SG/>.
- 2 Once they are signed in, head to the gift card page from the user profile. Please make sure they have selected the correct country/currency.

Gift card code



click here



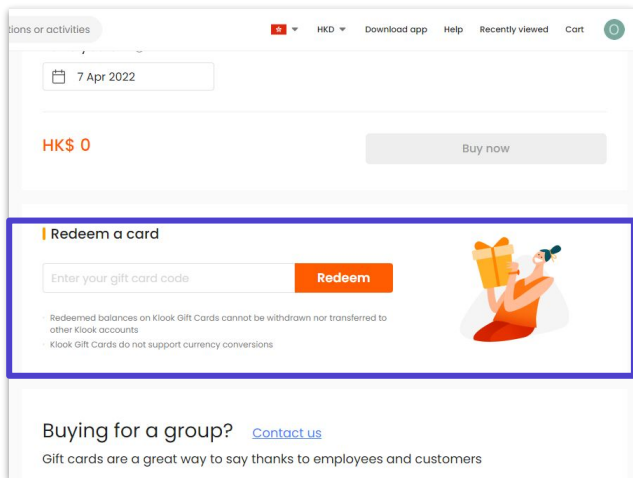
click here



# Redeem and use your gift card balance!

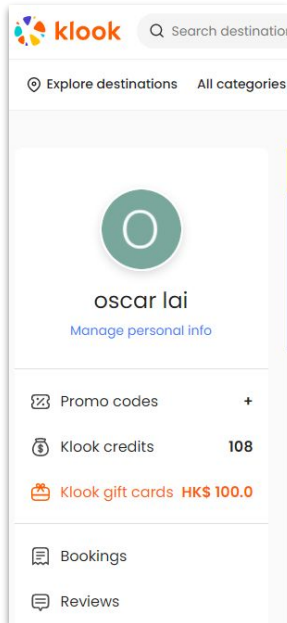
3

The redemption section is halfway down the gift card page. Please fill in the gift card code to redeem.



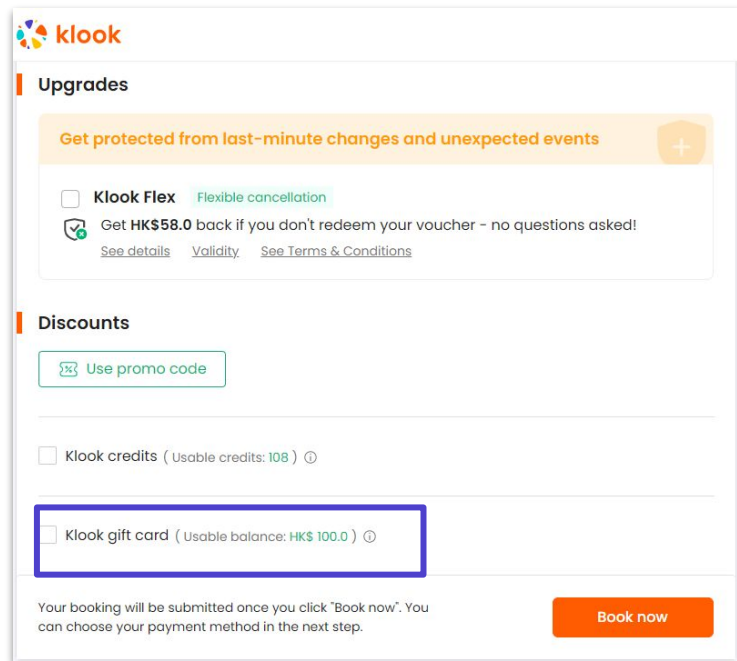
4

Once redeemed, the gift card value will show in your user profile



5

The gift card value can be used on any klook purchase for the specified currency. Enjoy!



# Thank you

Enjoy your gift card!