



UOB Thailand Annual Report 2023

Building the Future of ASEAN



Build and Rebuild
Farhan Siki

About This Report

UOB has been committed to creating long-term value for our customers, our colleagues and our communities since 1935. In building a sustainable business over time and across borders, we engage our stakeholders constructively and regularly. This enables us to align our strategies with what is important to them and for them to have a deeper appreciation of how we contribute to enterprise, innovation and economic growth across the region.

Through the reporting of our financial and non-financial performance in the UOB Thailand Annual Report 2023, we explain our business approach, objectives and achievements in the context of the year's operating environment. We also share how we create value for our stakeholders over the short, medium and long term to enable them to make informed decisions.

This report covers the period from 1 January to 31 December 2023 and is published on 23 April 2024. It is available online at www.UOB.co.th/AR2023-EN. Print copies, which are available only on request, are printed on sustainably-sourced Forest Stewardship Council-certified paper.

Please scan the QR codes to view:



UOB Thailand
Annual Report 2023

All figures in this Annual Report are in Thai Baht unless otherwise specified.
Certain figures in this report may not add up to the respective totals due to rounding.



Build and Rebuild

Farhan Siki

Synthetic enamel on canvas

140 x 110 cm

Build and Rebuild, the top winner of the 2022 UOB Painting of the Year (Indonesia) competition, Established Artist Category, is the design inspiration for this year's Annual Report. The artwork depicts the scene of reconstruction work to advance a nation despite the uncertain future.

Through the images of people laying bricks, working on cement mixers and climbing up and down the scaffolding, we see the building of homes, places of work and public facilities. This is a reflection of the fast development of our home region, where UOB strives to build a brighter future for the people and businesses in ASEAN.

As the leading patron of the arts in Asia, UOB believes in the vital role of art in connecting communities. The UOB Painting of the Year competition, the Bank's flagship art programme now in its 42nd year, is currently held across five Southeast Asian markets where UOB has a deep presence.

Contents

About Us

- 4 About UOB
- 6 Our Purpose and Strategic Priorities
- 12 Our Commitment to Fair Dealing
- 13 Board of Directors
- 13 Senior Management Team
- 15 Organisation Structure

Balancing Growth with Stability for the Long Term

- 18 Chairman's Statement
- 21 Financial Highlights
- 22 Award Highlights

Financial Report

- 25 Management Discussion and Analysis 2023
- 30 Independent Auditor's Report
- 33 Financial Statements and Notes to Financial Statements

Governance

- 159 Risk Management
- 175 Report of the Audit Committee
- 177 Opinion of the Audit Committee on the Bank's Internal Control System
- 178 Report of the Board Risk Oversight Committee
- 180 Report of the Nomination and Compensation Committee
- 182 Corporate Governance

Additional Information

- 187 Company Information
- 200 Credit Ratings
- 201 Branch Network

2023 UOB Thailand Financial Highlights



Operating Profit

THB 12.9 billion
+39%



Operating Income

THB 41.1 billion
+63%



Gross Customer Loans

THB 630 billion
+7%



Customer Deposits

THB 678 billion
+5%



Total Assets

THB 882 billion
+5%



Non-performing Loan Ratio

2.97%
-0.3% pt



Net Stable Funding Ratio

123%
+1.05% pt



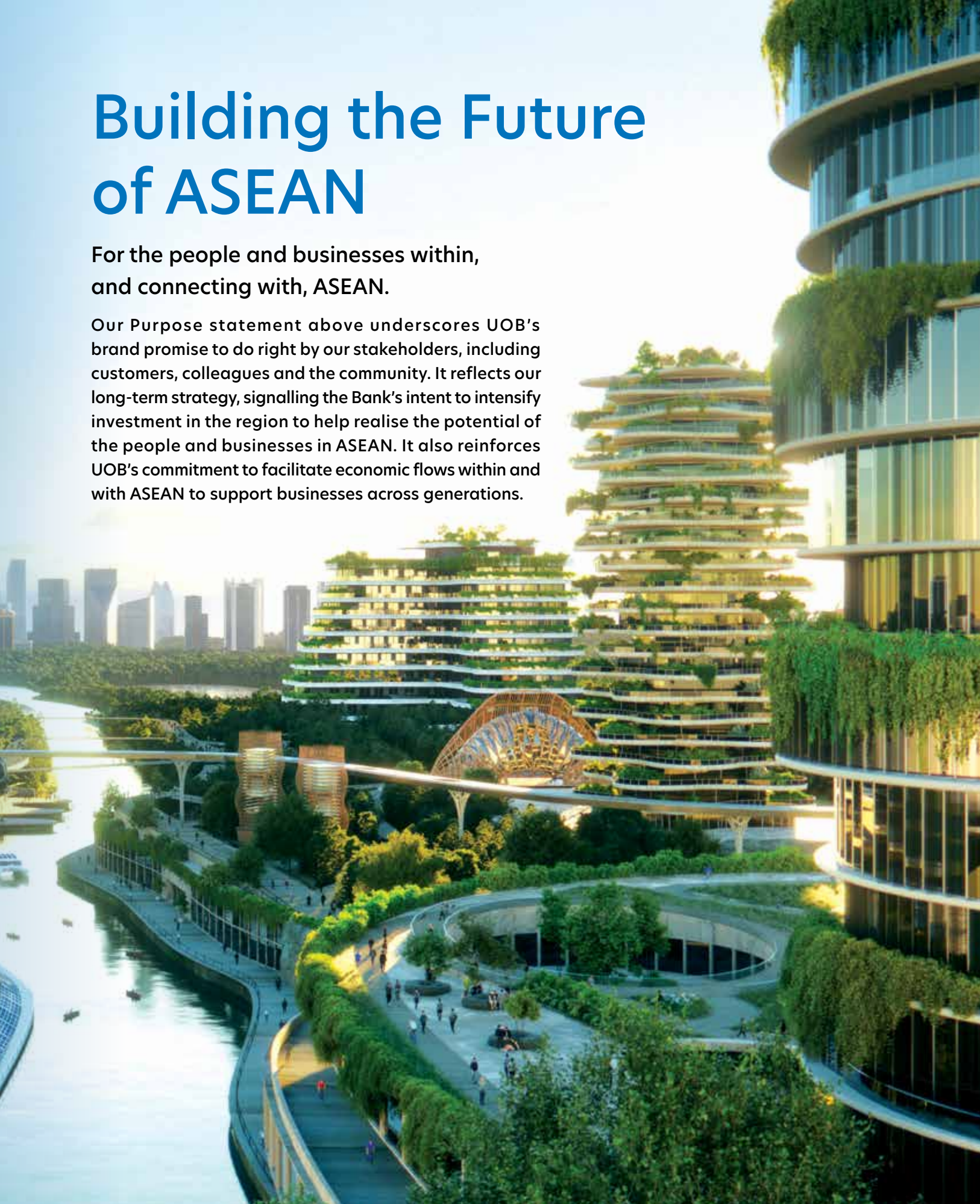
Common Equity Tier 1 Ratio

10.63%
-0.07% pt

Building the Future of ASEAN

For the people and businesses within, and connecting with, ASEAN.

Our Purpose statement above underscores UOB's brand promise to do right by our stakeholders, including customers, colleagues and the community. It reflects our long-term strategy, signalling the Bank's intent to intensify investment in the region to help realise the potential of the people and businesses in ASEAN. It also reinforces UOB's commitment to facilitate economic flows within and with ASEAN to support businesses across generations.



| About Us

About UOB





Rated Among Top Banks in Thailand

A3

by Moody's Investors Service

AAA(th)

by Fitch Ratings

UOB is a leading bank in Asia with a global network of around 500 offices in 19 countries and territories in Asia Pacific, Europe and North America. Since its incorporation in 1935, UOB has grown organically and through a series of strategic acquisitions. In Asia, UOB operates through its head office in Singapore and banking subsidiaries in China, Indonesia, Malaysia, Thailand and Vietnam, as well as branches and representative offices across the region.

As part of UOB, United Overseas Bank (Thai) Public Company Limited ("UOB Thailand") is a regional bank rooted in Thailand that provides customers with financial expertise and connectivity across Asia. It offers innovative financial solutions, quality products and excellent service through understanding and identifying the needs of its customers.

UOB Thailand is a fully-licensed commercial bank with its network of 147 branches, 343 ATMs nationwide (as at 31 December 2023). UOB Thailand has consistently been amongst the top rated Thai banks according to Moody's Investor Service ('A3' for Long-Term Bank Deposits rating) and Fitch Ratings ('A-' for Long-Term Issuer Default Rating, 'AAA(th)' for National Long-Term Rating).

With our strong foothold in the region, UOB understands the Asian corporate culture and business mindset, and is well-placed to create opportunities by linking our customers to their counterparts in Asia. Over more than eight decades, generations of UOB employees have carried through the entrepreneurial spirit, focusing on long-term value creation and an unwavering commitment to do what is right for our customers and colleagues.

At UOB, we believe in being a responsible financial services provider and are committed to making a difference in the lives of our stakeholders and in the communities in which we operate. Just as we are dedicated to helping our customers manage their finances wisely and grow their businesses, UOB is steadfast in supporting social development, particularly in the areas of art, children and education.

What We Do

UOB Thailand provides a wide range of financial services through our three core business segments - Retail Banking, Wholesale Banking and Global Markets. Our range of services cover our customers' needs across consumer banking, privilege banking, business banking, commercial banking, corporate banking and institutional banking. Through our subsidiaries, we also provide debt collection service, NPL/Charge-off portfolio management, unsecured personal loan and insurance brokerage service.

Our Purpose and Strategic Priorities

Building the future of ASEAN - for the people and businesses within, and connecting with ASEAN.

Guided by our values and supported by our fundamental strengths, we focus on supporting our customers as we drive performance across our franchise.

Our approach to supporting our customers is based on a long-term mindset to stay prudent and disciplined in balancing growth with responsibility.



Our Strategic Focus



Create financial solutions that are personalised to every individual to help our customers achieve their personal and business financial goals through our omni-channel approach.



Help customers grow sustainably and integrate sustainability into our business and operations to drive responsible growth for positive and meaningful impact to the economy, society and environment.



Connect our customers across ASEAN, and with Greater China and the rest of the world, through our sector specialisation, ecosystem partnerships and integrated digital platform, using a One Bank approach.



Build employee pride through fostering a culture of care, growth and trust, as we attract and grow our own timber.

Our Fundamental Strengths



Robust governance and risk management; strong capital and funding base



Established and integrated network



Diverse pool of talent and expertise



Asian heritage and Southeast Asian roots

Our Values



Honourable



Enterprising



United



Committed

Where We Operate

~500

branches and offices in Asia Pacific,
Europe and North America

Australia

2

Canada

3

France

1

United Kingdom

1

USA

3

Asia

Brunei	2	Myanmar	2
Hong Kong	2	Philippines	1
India	2	Singapore	65
Indonesia	133	South Korea	1
Japan	2	Taiwan	2
Mainland China	20	Thailand	193
Malaysia	58	Vietnam	7

Remembering Dr Wee Cho Yaw, Chairman Emeritus and Honorary Adviser



Dr Wee Cho Yaw, Chairman Emeritus and Honorary Adviser to the UOB Group, passed away on 3 February 2024 at the age of 95. Dr Wee, a visionary banker, celebrated businessman and community pillar, was pivotal to UOB's development into a leading bank in Asia.

In the more than five decades under his leadership, UOB grew from a one-branch bank to a regional bank with around 500 branches and offices in 19 countries and territories. Through his unwavering focus on prudent, disciplined and sustainable growth, the Group's assets increased from \$2.8 billion in 1974 to more than \$253 billion at the time of his retirement as Chairman in 2013.

Dr Wee believed in the importance of education and giving back to the community. He was founding president of the Singapore Federation of Chinese Clan Associations from 1985 to 2010. He also headed the Singapore Hokkien Huay Kuan from 1972 to 2010. He was a firm believer in the value of education and contributed to schools and various education initiatives. Encouraged by his commitment to the community, UOB also set up the \$50 million Wee Cho Yaw Future Leaders Award scholarship programme to provide financial assistance to students from disadvantaged backgrounds.

Dr Wee's passing was met by an outpouring of tributes. Thousands of people paid their respects to Dr Wee at his wake. These included employees, clients, business associates, and leaders from the community, government and businesses.

On 7 February 2024, hundreds of UOB employees and the public gathered at the UOB Plaza Atrium, Singapore, to bid a final farewell to Dr Wee, as his cortege arrived for a brief memorial. As a mark of respect, the attendees observed a minute of silence during the memorial.

Dr Wee received many accolades over his career. They included the Distinguished Service Order, one of Singapore's highest National Day Awards, ASEAN Business Advisory Council Legacy Award for Singapore and Honorary Degrees of Doctor of Letters from the National University of Singapore and Nanyang Technological University.



On 7 February 2024, hundreds of UOB employees and the public gathered at the UOB Plaza Atrium, Singapore, to bid a final farewell to Dr Wee, as his cortege arrived for a brief memorial.



Dr Wee in his office in the early days of his career.



Singapore's first Prime Minister, Mr Lee Kuan Yew (right) with Dr Wee at the opening ceremony of the new UOB Plaza 1 on the Bank's 60th anniversary in 1995.



Dr Wee (right) with his father, Datuk Wee Kheng Chiang (middle), founder of UOB, in the 1970s.



Dr Wee with ex-OUB Chairman, Mr Lee Hee Seng (right), at the media conference announcing UOB's acquisition of OUB in 2001.



Dr Wee at the official opening of UOB's first branch in mainland China in Xiamen in 1985.

“Dr Wee was one of Singapore’s legendary entrepreneurs who made immense contributions to the banking industry and beyond. Under his leadership, UOB expanded greatly, both in scale and scope. He also guided UOB through several international and regional financial and economic crises. Throughout his 60 years at the Bank, Dr Wee applied his qualities in full concentration for the benefit of the UOB Group. He also instilled in colleagues the importance of possessing the right attitudes and aptitudes to build the business and to sustain its growth. Dr Wee will always be remembered and an integral part of UOB.”

Mr Wong Kan Seng
Chairman
United Overseas Bank Limited

Our Commitment to Fair Dealing

Regulatory compliance is a top priority at UOB. We are committed to upholding the highest standards of ethics, integrity and fairness to our customers and actively promote such awareness in our Organisation.

With customers as our focal point, we ensure that fair dealing is entrenched in all aspects of our relationship with the customers.

- Fair Dealing is central to our corporate culture.
- Our offering products and services are suitable for our customers.
- We ensure the competency of our sales staff in providing quality advices and appropriate recommendations.
- We provide the customers with clear, relevant and timely information, which would enable the customers to make informed financial decisions.
- We take customer complaints seriously and have robust process in place to ensure that the customer complaints are managed in a transparent, independent, and efficient manner.
- Personal data protection and customer privacy are crucial to maintaining customers' trust. We exercise robust controls over access to customer data and monitoring process to ensure customer's privacy and confidentiality of customers' data are effectively managed and fully protected.

Board of Directors and Senior Management Team

Board of Directors

Wee Ee Cheong	Chairman
Chan Kok Seong	Deputy Chairman
Suebrakul Soonthornthum	Non-Executive Director
Tithiphan Chuerboonchai	Independent Director
Chim Tantiyaswasdikul	Independent Director
Atchana Waiquamdee	Independent Director
Preeyanart Soontornwata	Independent Director
Tan Choon Hin	Director
Sanchai Apisaksirikul	Director

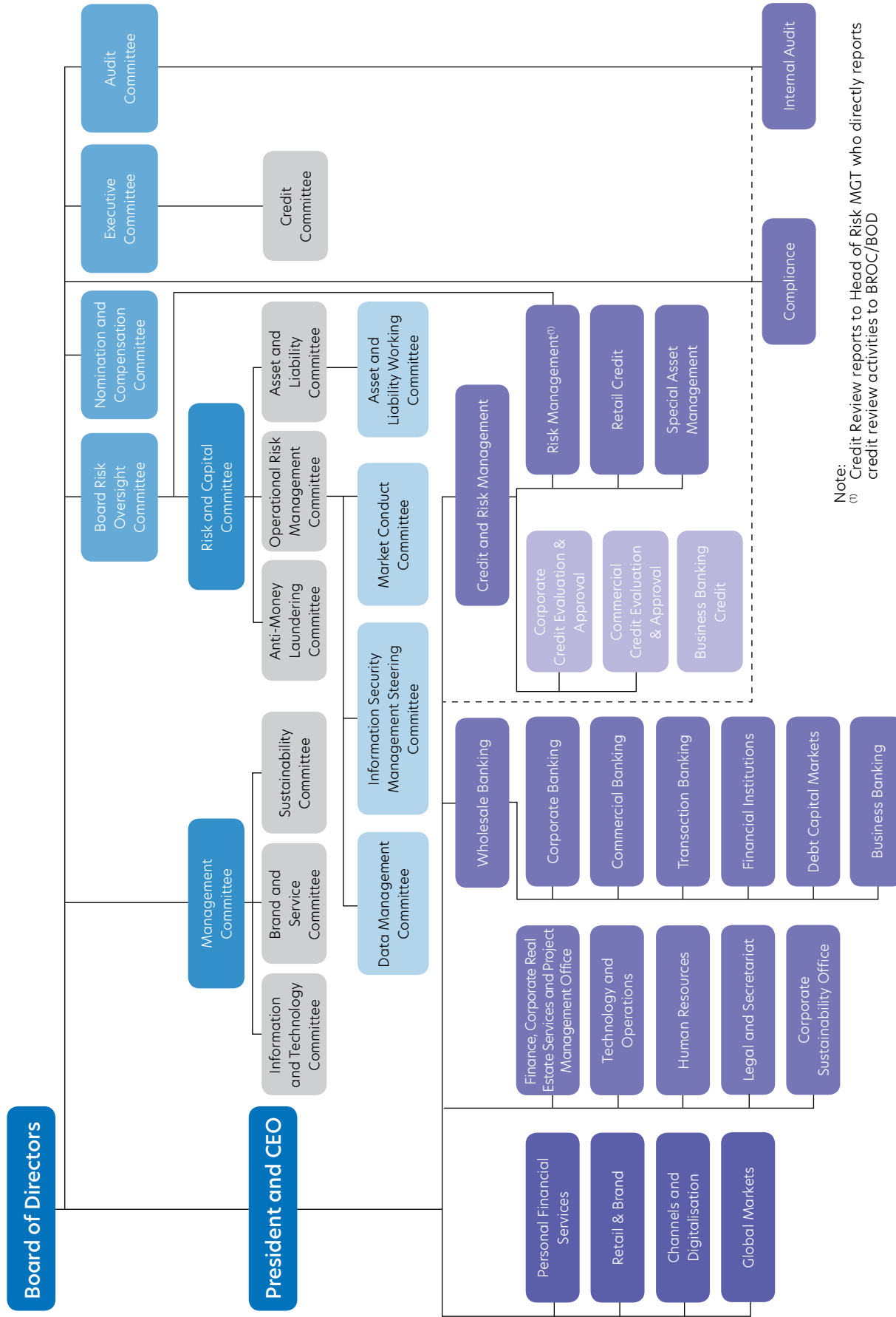
Senior Management Team (as at 31 December 2023)

Name	Position
1. Tan Choon Hin	President, Chief Executive Officer and Acting Head of Wholesale Banking
2. Sanchai Apisaksirikul	Managing Director, Country Function Head of Finance, CRES & PMO
3. Yuttachai Teyarachakul	Managing Director, Country Function Head of Personal Financial Services
4. Roongthip Angkasirisan	Managing Director, Chief Risk Officer
5. Vira-anong Chiranakhorn Phutrakul	Managing Director, Head of Retail and Brand
6. Tearavath Trirutdilokkul	Managing Director, Head of Card Payment and Unsecured Products
7. Ammaraporn Sivasen	Executive Director, Country Function Head of Internal Audit
8. Chintana Kittiviboolmas	Executive Director, Country Function Head of Global Markets
9. Dhornratana Olanhankij	Executive Director, Country Function Head of Brand, Media and Communications
10. Kesthip Tiemwech	Executive Director, Country Function Head of Compliance
11. Nag Srimannarayan Addepalli	Executive Director, Country Function Head of Technology and Operations
12. Piyaporn Ratanapasartporn	Executive Director, Country Function Head of Channels and Digitalisation
13. Sasiwimol Arayawattanapong	Executive Director, Country Function Head of Human Resources
14. Veerachai Chuenchompoonut	Executive Director, Country Function Head of Legal and Secretariat
15. Amporn Supjindavong	Executive Director, Head of Commercial Banking
16. Apasara Lipipan	Executive Director, Head of Retail Credit
17. Araya Lertvanichkit	Executive Director, Head of Credit Management
18. Arshaduddin Mir	Executive Director, Head of Business Risk Control Management
19. Chanika Smaimak	Executive Director, Head of PFS Risk
20. Gidon Jerome Kessel	Executive Director, Head of Deposit and Wealth Management
21. Ketsuda Phanphruk	Executive Director, Head of Industry Group 2 and Wealth Management
22. Komsun Yuvajita	Executive Director, Head of Corporate Credit Evaluation and Approval
23. Luiza Karolina Rosinska	Executive Director, Head of Risk Management
24. Nakhon Vorakanonta	Executive Director, Head of Sales and Distribution
25. Numchoke Siamhan	Executive Director, Head of Channels Strategic Business Management
26. Nutthasan Tantasuralerk	Executive Director, Head of Credit Operations
27. Panitsanee Tansavatdi	Executive Director, Head of Corporate Banking
28. Panittra Vejajiva	Executive Director, Head of Financial Institutions

Senior Management Team (as at 31 December 2023)

Name	Position
29. Pannee Chongcharoen	Executive Director, Head of Retail Technology and Operations
30. Patchanee Vongsilpawattana	Executive Director, Head of Transaction Banking
31. Peeruntorn Vannaprasert	Executive Director, Head of TMRW Digital
32. Pimphan Opapirom	Executive Director, Head of Enterprise Banking 2
33. Pisal Kattiyothaivong	Executive Director, Head of Debt Capital Markets
34. Pongsakorn Julsawad	Executive Director, Area Manager
35. Pongtorn Supornchai	Executive Director, Head of Global Markets Sales
36. Poomchai Chusakultanachai	Executive Director, Head of Corporate Banking Division 5
37. Prathana Amonlirdviman	Executive Director, Head of Personal Banking and Wealth Banking
38. Pratheep Kamath	Executive Director, Head of Retail Transformation
39. Reiwadee Amornsiripanich	Executive Director, Head of Corporate Banking Division 3
40. Sakchai Sathainsoontorn	Executive Director, Head of Upcountry 2
41. Sakoolrut Amyongka	Executive Director, Deputy Head of Transaction Banking
42. Sayumrat Maranata	Executive Director, Head of Business Banking
43. Sooppawit Sooppapipatt	Executive Director, Head of Upcountry 1
44. Suwassa Anantasa	Executive Director, Head of Universal Sales Network
45. Suwintip Chuenban	Executive Director, Head of Retail Operations
46. Supaporn Iemtananon	Executive Director, Head of Business Management and Support
47. Suporntip Pongsachamnankit	Executive Director, Head of Card Business
48. Taravadee Manuschinapisit	Executive Director, Head of Industry Group 1
49. Thiranee Thiragirayuta	Executive Director, Head of Segment Management and Retail Strategy
50. Usanee Chiowanich	Executive Director, Head of Special Asset Management
51. Vajee Pramualrat	Executive Director, Head of CMB Central Review
52. Vipa Harisdangkul	Executive Director, Head of Wholesale and Markets, Technology and Operations
53. Viyada Valyasevi	Executive Director, Head of Commercial Credit Evaluation and Approval
54. Wai Wah Yue	Executive Director, Acting Head of Retail Technology and Operations
55. Wasinee Sivakua	Executive Director, Deputy Head of Finance & CRES
56. Wipaporn Techamaitrechit	Executive Director, Head of Business Analytics
57. Wutisak Ongpatanakul	Executive Director, Head of Business Banking Sales & Distribution
58. Wuttichai Jungcharoen	Executive Director, Area Manager

Organisation Structure



Note:
 (1) Credit Review reports to Head of Risk MGT who directly reports credit review activities to BROC/BOD

Balancing Growth with Stability for the Long Term

- 18 Chairman's Statement
- 21 Financial Highlights
- 22 Award Highlights



Chairman's Statement



“Our relentless pursuit of excellence and innovation has anchored our growth, reinforcing our commitment to being a long-term player in Thailand’s financial sector.”

Navigating Progress with Purpose and Precision

UOB Thailand has shown resilience and strategic agility amid a challenging operating landscape in 2023. Our relentless pursuit of excellence and innovation has anchored our growth, reinforcing our commitment to being a long-term player in Thailand’s financial sector.

2023 Operating Environment

In 2023, Thailand’s economy growth softened, influenced by a mix of internal and external factors. Growth for the fourth quarter moderated due to slower domestic demand, reduced government expenditure and restrained private investment. Despite these challenges, the tourism sector stood out as a robust pillar of strength, fuelled by a marked increase in arrivals, particularly from Chinese tourists. This resurgence in tourism, supported by strategic government initiatives aimed at revitalising the sector, underscored its essential role in the broader economy.

External trade showed signs of recovery, with merchandise exports rebounding for the fourth consecutive month in December. While the global outlook remains uncertain, the US economy had been resilient, and China still delivered respectable growth. Together, these buoyed Thailand’s export sector. Nevertheless, the economy is facing deflationary pressures, with the Consumer Price Index trending lower in the last four months of the year. Lower consumer prices driven by government administrative policies signalled an underlying weaknesses in aggregate demand.

2023 Financial Performance

UOB Thailand achieved commendable financial performance in 2023, reflecting the strength of our operations. Our diversified growth engines across all customer segments yielded significant results.

In 2023, our total income surged by 62.5 per cent to 41,098 million Baht, bolstered by the addition of Citigroup’s consumer banking business. This strategic acquisition expanded our market reach and solidified our standing in

the retail banking sector. Total expenses rose by 75.9 per cent to 28,193 million Baht, reflecting the one-time costs from the acquisition. Despite higher expenses, our long-term outlook on profits remains buoyant, with cost and revenue synergies expected on the back of our disciplined approach and enlarged scale.

Our operating profit rose 39.3 per cent to 12,905 million Baht, propelled by higher net interest and fee income. Net profit after tax fell by 42 per cent to 2,934 million Baht, primarily due to provisioning for significant non-performing loans.

Lending and deposits grew steadily, with total loans rising 7.1 per cent and the total deposit base adding 5.4 per cent. Our strong balance sheet remains a cornerstone of UOB Thailand, with total assets rising 5.1 per cent and provisions showing a robust coverage ratio of 96.8 per cent.

UOB Thailand has been consistently recognised as one of the top-rated Thai banks, according to Moody’s Investor Service (‘A3’ for Long-Term Bank Deposits rating) and Fitch Ratings (‘A-’ for Long-Term Issuer Default Rating, ‘AAA(thai)’ for National Long-Term Rating). Our financial strength enables us to support our customers through all economic cycles, as we are committed to creating long-term value for all our stakeholders.

2023 Corporate Developments

Unlocking Regional Opportunities

UOB Thailand signed a Memorandum of Understanding with the Thailand Board of Investment (BOI) in early 2024, which enables Thai and foreign businesses access to UOB’s financial solutions and our extensive regional network. This collaboration underscores our dedication in fostering lasting relationships and facilitating investment opportunities within Thailand, and across ASEAN and Greater China. Both UOB Thailand and BOI will jointly organise investment promotion activities such as business matching fairs, trade exhibitions, and seminars to attract new investments to Thailand. Since the establishment of our Foreign Direct Investment Advisory unit in 2011, we have

been supporting companies to navigate the complexities of overseas expansion in the region.

Empowering Women Entrepreneurs

In 2023, we launched the Womenpreneur: Tech and Sustainability programme in partnership with The FinLab Thailand. This initiative strives to equip female entrepreneurs with the skills needed to thrive in a digital-first and sustainable economy.

Crafting Inclusive Experiences

During the year, we rolled out a successful 'For All You Love' credit card campaign that offers an ensemble of privileges for our customers. Leveraging our enlarged customer base, we aim to fulfil our customer needs and lifestyle aspirations through various strategic partnerships.

A key strategic partnership project is the new UOB LIVE, a state-of-the-art entertainment venue, in collaboration with AEG, a global entertainment company, and The EM District, a retail and entertainment complex developer. This new development is poised to transform the live entertainment scene in Southeast Asia.

Envisioning a Future Fuelled by Sustainability

We support an orderly and just transition to net zero so that economies continue to grow, and people's lives and livelihoods continue to improve. During the year, our green financing solutions have been pivotal in supporting companies such as Polytechnology and Great Wall Motor Thailand in their sustainable energy and clean mobility projects.

We have also been recognised for our commitment to excellence and sustainability in the banking sector. The accolades we received in 2023 include 'Best Bank for ESG in Thailand' and 'Thailand International Green Finance Initiative of the Year'. Our financial solutions, were also awarded the "Best ESG Solution" at The Asset Triple A Treasury Awards.

Doing Right by Our Colleagues

Our people are our greatest asset, driving our commitment to nurturing an environment that both engages and energises them. This approach ensures we cultivate the right culture and talent necessary to deliver exceptional value to our customers and stakeholders. The essence of UOB's culture, setting us apart, is akin to the deep roots of a tree, providing both stability and direction. It is built on the pillars of care, growth, and trust, ensuring our team remains focused and driven.

Over recent years, we have initiated a range of programmes designed to improve our team's well-being, with a clear plan to enhance these efforts further. Our focus on growing our timber aims to empower them to reach their full potential. A key priority is fostering a trustworthy environment, encouraging our team to make meaningful contributions to their work. The launch of The UOB Way in Thailand in 2023 signifies our commitment to embedding our culture and values within our team so that these principles are lived by each member of our family.

Caring for Communities

Our commitment to community is demonstrated by our various programmes and initiatives in the areas of education, children and art.

In 2023, more than 2,500 colleagues, family members, customers, and business partners from UOB Thailand came together to raise 4 million Baht through our annual Global Heartbeat Run/Walk. The donations are channelled to uplifting the quality of education for underprivileged students in remote areas through the UOB My Digital Space programme. The programme provides students with computers and digital educational resources, which will help promote digital inclusivity.

Other than education, we also worked with the "FOOD FOR GOOD" programme to address the nutritional crisis among children in the rural areas of Northern Thailand.

On the sustainability and social welfare front, we rolled out the "Waste to Wonder" programme to transform nearly 5,000 pieces of outdated branch apparels into the striking art installation "Clothespocalypse". The programme has also inspired a range of lifestyle products with proceeds benefiting the Children's Hospital Foundation.

At UOB, we are dedicated to uncovering and nurturing regional art talent and fostering a thriving art ecosystem for budding artists. In 2023, Ms Pratchaya Charernsook clinched the top prize in the annual UOB Painting of the Year (POY) award. Her artwork, which depicts the environmental havoc wreaked by microplastics, stood out among the winners from the UOB POY competitions in Thailand, Malaysia, Indonesia, Singapore, and Vietnam.

Chairman's Statement

2024 Outlook

We are cautiously optimistic that the economies in the ASEAN region, including Thailand, will achieve higher growth in 2024. We expect the stable macroeconomic environment and a recovery in global demand to benefit both the tourism and export sectors. The Bank of Thailand's monetary policy, which maintains the policy rate with a dovish stance, signals a preparedness to support economic recovery as necessary. Despite the challenges encountered in 2023, strategic focus areas, particularly in enhancing tourism and capitalising on export growth, along with adaptive monetary policies, are poised to guide Thailand towards a more favourable economic trajectory in the forthcoming year.

Acknowledgement

It was with deep sorrow that we bade farewell to Dr Wee Cho Yaw, our distinguished Chairman Emeritus and Honourary Advisor in February 2024. As an entrepreneur, business and community leader, Dr Wee had left an indelible mark in region. He had been instrumental in building UOB to be a leading regional bank today. His legacy will live on in the businesses he built, the values that he demonstrated and the many lives that he had touched.

I would like to express my appreciation to all who have contributed to UOB Thailand's achievements so far. I would like to thank the Board of Directors for their insights, advice and leadership. Special thanks also go to UOB Thailand's CEO, the management team, and all our colleagues. Your commitment and unwavering efforts are the driving force behind our remarkable results and sustained growth. Finally, a big thank you to our customers and shareholders, your confidence in UOB Thailand has been the bedrock of our success. I look forward to your continued support as we scale greater heights together.

Wee Ee Cheong
Chairman

February 2024

Financial Highlights

Consolidated Financial Statements

	2023	2022
Financial Position (Million Baht)		
Assets	881,704	839,011
Loans	629,666	587,652
Allowance for expected credit losses	18,956	17,507
Deposits	678,360	643,601
Liabilities	804,890	765,507
Shareholders' equity	76,814	73,505
Capital funds	90,410	75,235
Earnings Performance (Million Baht)		
Net interest income	29,946	19,385
Non-interest income	11,152	5,901
Net profit before tax	3,734	6,355
Net profit after tax	2,934	5,056
Ratios (%)		
Net interest income to average assets	3.48	2.48
Return on average assets	0.34	0.65
Return on average equity	3.92	7.09
Earnings per share - basic (Baht)	1.18	2.03
NPLs (gross) to total loans	2.97	3.00
Book value per share (Baht)	30.90	29.57
Common Equity Tier 1	10.63	10.70
Tier 1	12.89	10.70
Capital Funds	17.04	15.08

Award Highlights

Doing Right By You

We are committed to building the future of ASEAN with the long term in mind.

Our progressive solutions, comprehensive regional network and unwavering commitment to do Right By You continue to drive the success of our customers towards a sustainable tomorrow.

We dedicate these 2023 wins to our customers, colleagues and partners.



Scan to view the full list of award wins, or visit www.uobgroup.com/uobgroup/about/awards/index.page



Banking excellence

- **Asian Banking & Finance**
International Retail Bank of the Year in Thailand
- **The Asian Banker**
Best Foreign Retail Bank in Thailand
- **The Digital Banker**
Best Digital Bank in Thailand
Best SME Bank in Thailand (Highly Acclaimed)



Progress in harmony

- **Asiamoney**
Best Bank for ESG in Thailand
- **The Asset**
Best ESG Solution – Trade Finance, Rever Automotive
- **Asian Banking & Finance**
Thailand International Green Finance Initiative of the Year
- **Asian Business Review**
Good Governance Award – Thailand
Green Building Award – Thailand
- **Human Resources Online.net**
Most Innovative and Sustainable Office Design – Silver
- **American Chamber of Commerce (AMCHAM)**
Corporate Social Impact Recognition
- **Thai Contact Center Trade Association (TCCTA)**
The Best Corporate Social Responsibility Contact Center – Silver Award
- **Building and Construction Authority of Singapore**
BCA Green Mark Provisional Certificate (Platinum) – UOB Plaza Bangkok

Innovation for tomorrow



- The Digital Banker**
 Best Data Analytic Initiative
 Best Customer Insights Initiative - Virtual Banking
 Outstanding Omnichannel Integration by a Retail Bank - Thailand
- Asian Business Review**
 Thailand Technology Excellence Award or Analytics - Banking
- International Finance**
 Most Innovative Digital Bank - Thailand
 Best Mobile Banking Application - Thailand
- The Asset**
 Best Payments and Collections Solution, Chavakit Ruam Yang
 Best Payments and Collections Solution, Phothalai Group
 Best Payments and Collections Solution, Thai Aviation Services
 Best Supply Chain Solution, SiS Distribution (Thailand)
 Best New Economy Solution - Payments and Collections, FlashPay
 Best New Economy Solution - Payments and Collections, LINE MAN Wongnai
 Best in Treasury and Working Capital - SMEs
 Best Service Provider - Supply Chain
- International Data Corporation (IDC)**
 Best in Future of Connectedness

Purpose and balance



- Asian Business Review**
 Employee Experience of the Year
- Asian Banking & Finance**
 Employer Award of the Year (Silver)
- The Digital Banker**
 Outstanding Staff Training, Learning & Development Program - Thailand
- Human Resources Online.net**
 Excellence in Talent Acquisition (Silver)
 HR Leader of the Year (Bronze)
- HR Asia**
 Best Company to Work for in Asia (Thailand)
 Diversity, Equity & Inclusion Awards
 Digital Transformation Awards
 Most Caring Company Awards
- World HRD Congress**
 Award for Leading HR Practices In Quality Work-Life
 Excellence in Learning and Development
- Employer Branding Institute**
 Global Best Employer Brand
 Asia Best Employer Brand
 Thailand Best Employer Brand
- Thai Contact Center Trade Association (TCCTA)**
 The Best Human Care Contact Center - Silver Award
- Department of Empowerment of Persons with Disabilities**
 Good Organisation in Supporting the Employment of Persons With Disabilities

United Overseas Bank (Thai) Public Company Limited

31 December 2023

Financial Report

- 25 Management Discussion and Analysis 2023
- 30 Independent Auditor's Report
- 33 Financial Statements and Notes to Financial Statements

Management Discussion and Analysis 2023

Statutory Financial Results

The Bank and its subsidiaries reported net profit after tax for the year 2023 of Baht 2,934 million, which lower than last year by 2,122 million or 42.0%.

Total operating income of 2023 increased by Baht 15,812 million to Baht 41,098 million. Net interest income significantly increased by Baht 10,561 million or 54.5% to Baht 29,946 million, mainly contributed by loans growth coupled with shift in loan yield from acquisition of Citibank, N.A., Bangkok Branch ("CBNA")'s consumer businesses since November 2022.

Non-interest income of Baht 11,152 million increased by Baht 5,251 million or 89.0% comparing to last year, mainly from the improved of net fee and service income, the higher gain from financial instruments measured at fair value through profit or loss and the gain on disposal of loans purchased of receivables of a subsidiary company in this year. Net fee and service income of Baht 7,709 million increased from last year by Baht 3,719 million.

Total operating expenses of Baht 28,193 million increased by Baht 12,168 million or 75.9% year-on-year, contributed by staff expenses, one-off expenses on CBNA's consumer loans acquisition including transitional service agreement (TSA) expenses and data migration costs.

In addition, the Bank set up the expected credit loss of Baht 9,171 million in 2023, increased by Baht 6,265 million comparing to Baht 2,906 million in 2022 due to additional provision for the major Corporate Banking Non-Performing Loans.

Summarised Statutory Financial Results

For the Years Ended 31 December 2023 and 2022

	(Unit: Million Baht)		
	Consolidated financial statements		
Statements of income	2023	2022	% change
Interest income	42,444	25,354	67.4
Interest expenses	12,498	5,969	109.4
Net Interest income	29,946	19,385	54.5
Non-interest income	11,152	5,901	89.0
Total operating income	41,098	25,286	62.5
Total operating expenses	28,193	16,025	75.9
Operating profit	12,905	9,261	39.3
Expected credit losses	9,171	2,906	N.M.
Net profit before income tax expenses	3,734	6,355	(41.2)
Income tax expenses	800	1,299	(38.4)
Net profit	2,934	5,056	(42.0)

Management Discussion and Analysis 2023

Key Financial Position Items

(Unit: Million Baht)

	Consolidated financial statements		
	2023	2022	% change
Total assets	881,704	839,011	5.1
Gross loans to customers	629,666	587,652	7.1
Net loans to customers	618,182	575,820	7.4
Total deposits	678,360	643,601	5.4
Total liabilities	804,890	765,507	5.1
Total shareholders' equity	76,814	73,505	4.5
Non-performing loans (NPLs)	20,804	20,593	1.0

Key Financial Ratios

	Consolidated financial statements		
	2023	2022	change
Net interest income to average assets	3.48	2.48	1.00
Gross loans to deposits	92.82	91.31	1.51
Net loans to deposits	91.13	89.47	1.66
NPLs to total loans*	2.97	3.00	(0.03)
Common Equity Tier 1 to Risk-Weighted Assets	10.63	10.70	(0.07)
Tier 1 to Risk-Weighted Assets	12.89	10.70	2.19
Total Capital Funds to Risk-Weighted Assets	17.04	15.08	1.96

* Including interbank and money market loans

Net Interest Income

Net interest income for 2023 was Baht 29,946 million, 54.5% or Baht 10,561 million higher than last year. Interest income from loans increased by Baht 15,203 million from rise in the Bank's lending rates constantly, ranging from 0.10% to 0.40% in this year. Interest income from interbank and money market went up by Baht 836 million, corresponding to an increase in Bank of Thailand's policy interest rates to end at 2.50% as of December 2023. Meanwhile, interest expenses from deposits went up in a slower pace by Baht 3,796 million from an increase in the Bank's board deposit rates.

Non-Interest Income

Non-interest income for 2023 was Baht 11,152 million. The increase of Baht 5,251 million or 89.0% compared with the previous year. Net fee and service income was Baht 7,709 million, increased from last year by Baht 3,719 million, resulting from card fee income of CBNA and wealth management income. In addition, the other income increased by Baht 1,532 million from the higher gains on financial instruments measured at fair value through profit or loss, amounting to Baht 768 million and the gain on disposals of loans purchased of receivables of a subsidiary company, amounting to Baht 576 million in 2023.

Operating Expenses

The Bank and its subsidiaries' operating expenses for 2023 was at Baht 28,193 million, which increased by Baht 12,168 million or 75.9% comparing to last year.

The staff expenses of Baht 9,722 million, increased by Baht 2,782 million or 40.1% mainly attributed to staffs transferred from CBNA, as well as higher staff remuneration in this year.

Headcount, including CBNA's staffs as of 31 December 2023 was 6,669 compared to 6,346 in December 2022.

Other non-staff expenses were higher than previous year by Baht 9,386 million to THB 18,471 million, which primarily due to one-off expenses on CBNA's consumer loans acquisition, including transitional service agreement expenses and data migration costs, in addition to the higher data processing based on business volume.

Expected credit losses

The Bank set aside expected credit losses for 2023 in a total of Baht 9,171 million, increased by Baht 6,265 million, comparing to Baht 2,906 million in 2022 mainly from provision set aside for the new major non-performing loan case under Corporate Banking in this year.

Capital Expenditure

The Bank's capital expenditure for 2023 totaled Baht 1,840 million, comparing to Baht 2,206 million in 2022, a decrease of Baht 366 million mostly relating to the expenditure for renovation of new Head Office building in 2022.

Dividend Payment Policy

The Bank's dividend payment policy is governed by Bank of Thailand and The Public Limited Companies Act. The dividend payment is subject to approval by shareholders at the Annual General Meeting.

Assets

Total assets as of 31 December 2023 stood at Baht 881,704 million, an increase of Baht 42,693 million or 5.1% from the previous year, largely due to rise in retail loans together with higher net investments.

As of 31 December 2023, net loans of the Bank increased from last year by 7.4% or Baht 42,362 million to Baht 618,182 million, largely contributed by personal finance service lending.

Liabilities

Total liabilities as of 31 December 2023 was Baht 804,890 million, an increase of Baht 39,383 million or 5.1% year-on-year, mainly owing to deposits and debt issued.

Total deposits as of 31 December 2023 went up by 5.4% or Baht 34,759 million to Baht 678,360 million, driven by retail deposits.

Shareholders' Equity

As of 31 December 2023, shareholders' equity stood at Baht 76,814 million, an increase of Baht 3,309 million, or 4.5% from end of 2022, mainly due to the net profit for 2023 of Baht 2,934 million.

Management Discussion and Analysis 2023

Loans to Top 20 Customer Groups

	% of total loans	
	2023	2022
Loans to top 20 customer groups	7.5	6.9
Others	92.5	93.1
Total loans	100.0	100.0

The loan concentration in 2023 increased from the previous year. Loans to top 20 largest customer groups accounted for 7.5% of total loans, increasing from 6.9% in 2022.

Classification of Loans and interest receivables

	2023	
	Million Baht	%
Stage 1 (Performing)	586,815	92.1
Stage 2 (Under-Performing)	29,193	4.6
Total Performing Loans	616,008	96.7
Stage 3 (Non-Performing)	21,130	3.3
Grand total	637,138	100.0

	2022	
	Million Baht	%
Stage 1 (Performing)	540,947	91.2
Stage 2 (Under-Performing)	31,469	5.3
Total Performing Loans	572,416	96.5
Stage 3 (Non-Performing)	19,933	3.3
Purchased or Originated Credit Impaired	978	0.2
Grand total	593,327	100.0

Asset Quality Ratios

	%	
	2023	2022
NPL/ Total loans*	2.97	3.00
Allowance for doubtful accounts*/ Total loans*	2.71	2.55

* Including interbank and money market loans

Non-Performing Loans (NPLs) Management

As of 31 December 2023, NPLs stood at Baht 20,804 million, an increase of Baht 211 million, compared with Baht 20,593 million in 2022. NPLs to total loans ratio in 2023 was at 2.97%, decreasing from 3.00% in 2022 due to write off and bulk sales in this year.

Deposit Structure

	% of total deposits	
	2023	2022
Current deposits	1.8	2.1
Savings deposits	66.5	70.1
Fixed deposits	31.7	27.8
Total	100.0	100.0

As of 31 December 2023, the Bank had total deposits of Baht 678,360 million. An increase of Baht 34,759 million from end of 2022, largely contributed by fixed deposits. Total current and savings deposits accounted for 68.3% of total deposit base, while fixed deposits accounted for 31.7%. Net loans-to-deposits ratio was 91.1% as at end of 2023, higher than end of 2022 at 89.5%.

Capital Funds

	2023		2022	
	Million Baht	%	Million Baht	%
Total Capital Funds	90,410	17.04	75,235	15.08
Common Equity Tier 1 (CET1)	56,376	10.63	53,376	10.70
Tier 1 capital	68,376	12.89	53,376	10.70
Tier 2 capital	22,034	4.15	21,859	4.38

The Bank has adopted the Internal Ratings-Based Approach (IRB) under Basel III capital framework. As of 31 December 2023, the Bank and its subsidiaries' Total Capital Adequacy Ratio (CAR) remained strong at 17.04%, Tier 1 capital ratio was at 12.89% and CET1 ratios were at 10.63%, which above the sum of Bank of Thailand's minimum requirement and conservation buffer.

Independent Auditor's Report

To the Shareholders of United Overseas Bank (Thai) Public Company Limited

Opinion

I have audited the accompanying consolidated financial statements of United Overseas Bank (Thai) Public Company Limited and its subsidiaries ("the Group"), which comprise the consolidated statement of financial position as at 31 December 2023, and the related consolidated statements of comprehensive income, changes in shareholders' equity and cash flows for the year then ended, and notes to the consolidated financial statements, including a summary of significant accounting policies, and have also audited the separate financial statements of United Overseas Bank (Thai) Public Company Limited for the same period.

In my opinion, the financial statements referred to above present fairly, in all material respects, the financial position of United Overseas Bank (Thai) Public Company Limited and its subsidiaries and of United Overseas Bank (Thai) Public Company Limited as at 31 December 2023, their financial performance and cash flows for the year then ended in accordance with the Bank of Thailand's regulations and Thai Financial Reporting Standards.

Basis for Opinion

I conducted my audit in accordance with Thai Standards on Auditing. My responsibilities under those standards are further described in the Auditor's Responsibilities for the Audit of the Financial Statements section of my report. I am independent of the Group in accordance with the Code of Ethics for Professional Accountants including Independence Standards issued by the Federation of Accounting Professions (Code of Ethics for Professional Accountants) that are relevant to my audit of the financial statements, and I have fulfilled my other ethical responsibilities in accordance with the Code of Ethics for Professional Accountants. I believe that the audit evidence I have obtained is sufficient and appropriate to provide a basis for my opinion.

Emphasis of matters

On 1 November 2022, the Bank received the transfer of almost all of the issued shares in Citicorp Leasing (Thailand) Company Limited, and the consumer businesses of Citibank, N.A., Bangkok ("Business Acquisition"). During the year 2023, the Bank completed the appraisal of the fair value of identifiable net assets as discussed in Note 6 to the financial statements.

My opinion is not modified in respect of these matters.

Responsibilities of Management and Those Charged with Governance for the Financial Statements

Management is responsible for the preparation and fair presentation of the financial statements in accordance with Thai Financial Reporting Standards, and for such internal control as management determines is necessary to enable the preparation of financial statements that are free from material misstatement, whether due to fraud or error.

In preparing the financial statements, management is responsible for assessing the Group's ability to continue as a going concern, disclosing, as applicable, matters related to going concern and using the going concern basis of accounting unless management either intends to liquidate the Group or to cease operations, or has no realistic alternative but to do so.

Those charged with governance are responsible for overseeing the Group's financial reporting process.

Auditor's Responsibilities for the Audit of the Financial Statements

My objectives are to obtain reasonable assurance about whether the financial statements as a whole are free from material misstatement, whether due to fraud or error, and to issue an auditor's report that includes my opinion. Reasonable assurance is a high level of assurance, but is not a guarantee that an audit conducted in accordance with Thai Standards on Auditing will always detect a material misstatement when it exists. Misstatements can arise from fraud or error and are considered material if, individually or in the aggregate, they could reasonably be expected to influence the economic decisions of users taken on the basis of these financial statements.

As part of an audit in accordance with Thai Standards on Auditing, I exercise professional judgement and maintain professional skepticism throughout the audit. I also:

- Identify and assess the risks of material misstatement of the financial statements, whether due to fraud or error, design and perform audit procedures responsive to those risks, and obtain audit evidence that is sufficient and appropriate to provide a basis for my opinion. The risk of not detecting a material misstatement resulting from fraud is higher than for one resulting from error, as fraud may involve collusion, forgery, intentional omissions misrepresentations, or the override of internal control.
- Obtain an understanding of internal control relevant to the audit in order to design audit procedures that are appropriate in the circumstances, but not for the purpose of expressing an opinion on the effectiveness of the Group's internal control.
- Evaluate the appropriateness of accounting policies used and the reasonableness of accounting estimates and related disclosures made by management.
- Conclude on the appropriateness of management's use of the going concern basis of accounting and, based on the audit evidence obtained, whether a material uncertainty exists related to events or conditions that may cast significant doubt on the Group's ability to continue as a going concern. If I conclude that a material uncertainty exists, I am required to draw attention in my auditor's report to the related disclosures in the financial statements or, if such disclosures are inadequate, to modify my opinion. My conclusions are based on the audit evidence obtained up to the date of my auditor's report. However, future events or conditions may cause the Group to cease to continue as a going concern.
- Evaluate the overall presentation, structure and content of the financial statements, including the disclosures, and whether the financial statements represent the underlying transactions and events in a manner that achieves fair presentation.
- Obtain sufficient appropriate audit evidence regarding the financial information of the entities or business activities within the Group to express an opinion on the consolidated financial statements. I am responsible for the direction, supervision and performance of the group audit. I remain solely responsible for my audit opinion.

Independent Auditor's Report

I communicate with those charged with governance regarding, among other matters, the planned scope and timing of the audit and significant audit findings, including any significant deficiencies in internal control that I identify during my audit.

I am responsible for the audit resulting in this independent auditor's report.



Somjai Khunapasut

Certified Public Accountant (Thailand) No. 4499

EY Office Limited

Bangkok: 14 March 2024

Statements of Financial Position

As at 31 December 2023 and 2022


		(Unit: Thousand Baht)			
		Consolidated financial statements		Separate financial statements	
	Note	2023	2022	2023	2022
Assets					
Cash		3,458,022	3,024,671	3,458,022	3,024,671
Interbank and money market items - net	9	85,447,770	117,127,314	84,859,457	116,252,682
Financial assets measured at fair value through profit or loss	10	7,649,732	3,553,518	7,649,732	3,553,518
Derivatives assets	11	12,793,082	11,419,948	12,793,082	11,419,948
Investments - net	12	107,506,995	82,605,054	107,506,995	82,605,054
Investments in subsidiaries - net	13	-	-	8,596,948	8,550,888
Loans to customers and accrued interest receivables - net	14	618,182,330	575,820,232	600,803,044	558,158,016
Properties foreclosed - net	16	172,825	163,954	172,825	163,954
Premises and equipment - net	17	17,144,911	16,809,006	17,069,614	16,749,235
Right-of-use assets - net	18	480,712	468,883	399,670	411,261
Goodwill and other intangible assets - net	19	17,371,452	17,215,999	13,062,100	12,923,557
Deferred tax assets - net	20.1	1,329,133	929,395	971,293	578,849
Deposits		3,879,725	5,374,098	3,813,135	5,325,134
Other assets - net	21	6,287,681	4,499,414	6,004,637	4,143,218
Total assets		881,704,370	839,011,486	867,160,554	823,859,985

The accompanying notes are an integral part of the financial statements.

Statements of Financial Position

As at 31 December 2023 and 2022

		(Unit: Thousand Baht)			
		Consolidated financial statements		Separate financial statements	
	Note	2023	2022	2023	2022
Liabilities and shareholders' equity					
Liabilities					
Deposits	22	678,360,016	643,600,716	678,875,304	644,007,917
Interbank and money market items	23	38,848,298	54,652,759	29,848,256	41,852,759
Liabilities payable on demand		3,239,975	2,705,963	3,239,975	2,705,963
Financial liabilities measured at fair value through profit or loss	24	527,778	49,749	527,778	49,749
Derivatives liabilities	11	11,734,295	11,464,796	11,734,295	11,464,796
Debts issued and borrowings	25	45,654,656	30,818,837	40,787,439	28,818,837
Lease liabilities	26	434,952	459,938	352,757	402,253
Provisions for long-term employee benefits	27	2,766,901	2,497,109	2,615,713	2,398,960
Provisions for other liabilities	28	1,010,968	1,092,496	1,010,968	1,092,496
Accrued expenses		7,390,273	6,069,382	7,106,975	5,764,661
Guarantee deposits		5,371,521	3,809,679	5,371,684	3,809,732
Other liabilities	29	9,550,788	8,285,136	9,269,264	8,119,015
Total liabilities		804,890,421	765,506,560	790,740,408	750,487,138
Shareholders' equity					
Share capital					
Registered, issued and paid-up share capital					
2,485,661,305 ordinary shares at par value					
of Baht 10 each					
		24,856,613	24,856,613	24,856,613	24,856,613
Other components of equity	30	5,907,477	5,469,071	5,907,477	5,469,071
Retained earnings					
Appropriated					
Statutory reserve					
	31	2,485,661	2,165,000	2,485,661	2,165,000
Unappropriated					
		43,564,198	41,014,242	43,170,395	40,882,163
Equity attributable to equity holders of the Bank		76,813,949	73,504,926	76,420,146	73,372,847
Non-controlling interests of the subsidiaries		-	-	-	-
Total shareholders' equity		76,813,949	73,504,926	76,420,146	73,372,847
Total liabilities and shareholders' equity		881,704,370	839,011,486	867,160,554	823,859,985



Tan Choon Hin
President and Chief Executive Officer




Sanchai Apisaksirikul
Director and Managing Director

The accompanying notes are an integral part of the financial statements.

Statements of Comprehensive Income

For the years ended 31 December 2023 and 2022


	Note	(Unit: Thousand Baht)			
		Consolidated financial statements		Separate financial statements	
		2023	2022	2023	2022
Profit or loss:					
Interest income	42	42,443,481	25,353,683	38,931,448	24,750,488
Interest expenses	43	12,497,996	5,968,486	12,086,031	5,911,233
Net interest income		29,945,485	19,385,197	26,845,417	18,839,255
Fees and service income		9,937,891	5,365,165	9,819,583	5,350,871
Fees and service expenses		2,228,652	1,375,288	2,183,816	1,444,187
Net fees and service income	44	7,709,239	3,989,877	7,635,767	3,906,684
Net gains on financial instruments measured at fair value through profit or loss	45	2,350,242	1,582,512	2,350,242	1,582,512
Net gains (losses) on investments	46	(89,813)	67,982	(89,813)	67,982
Dividend income		15,851	11,434	515,851	11,434
Gain on disposals of loans purchased of receivables		576,183	-	-	-
Other operating income		590,963	248,861	802,375	280,885
Total operating income		41,098,150	25,285,863	38,059,839	24,688,752
Operating expenses					
Employee's expenses		9,721,865	6,940,563	9,044,238	6,785,776
Directors' remunerations		12,294	11,602	12,294	11,602
Premises and equipment expenses		2,146,116	1,638,744	1,951,609	1,605,364
Taxes and duties		1,567,914	920,637	1,421,964	897,334
Advertising and sale promotion expenses		4,883,894	1,972,582	4,768,802	1,943,426
Data processing charges		2,332,672	1,762,464	2,332,672	1,762,464
Transitional services agreement expenses		3,150,990	484,117	3,150,990	484,117
Other operating expenses		4,376,857	2,294,589	3,868,208	2,165,783
Total operating expenses		28,192,602	16,025,298	26,550,777	15,655,866
Expected credit losses	47	9,171,065	2,905,828	8,275,896	2,779,803
Profits from operation before income tax expenses		3,734,483	6,354,737	3,233,166	6,253,083
Income tax expenses	20.2	800,129	1,298,483	586,286	1,258,439
Profits for the years		2,934,354	5,056,254	2,646,880	4,994,644
Other comprehensive income (loss)					
Other comprehensive income to be reclassified to profit or loss in subsequent years:					
Gains (losses) on valuation of investments in debt instruments measured at fair value through other comprehensive income		578,911	(802,045)	578,911	(802,045)
Income tax benefits (expenses)		(115,782)	160,409	(115,782)	160,409
Other comprehensive income to be reclassified to profit or loss in subsequent years - net of income taxes		463,129	(641,636)	463,129	(641,636)

The accompanying notes are an integral part of the financial statements.

Statements of Comprehensive Income

For the years ended 31 December 2023 and 2022

	(Unit: Thousand Baht)				
	Note	Consolidated financial statements		Separate financial statements	
		2023	2022	2023	2022
Other comprehensive income not to be reclassified to profit or loss in subsequent years:					
Gains on valuation of investments in equity securities designated at fair value through other comprehensive income		2,429	7,517	2,429	7,517
Losses on valuation of own credit risk of financial liabilities designated at fair value through profit or loss		(93)	(5)	(93)	(5)
Actuarial gains (losses) on the defined benefit plans		(114,076)	144,063	(81,888)	105,124
Income tax benefits (expenses)		22,348	(30,315)	15,910	(22,527)
Other comprehensive income not to be reclassified to profit or loss in subsequent years - net of income taxes		(89,392)	121,260	(63,642)	90,109
Total other comprehensive gain (loss) for the years		373,737	(520,376)	399,487	(551,527)
Total comprehensive income for the years		3,308,091	4,535,878	3,046,367	4,443,117
Profits for the years attributable to:					
Equity holders of the Bank		2,934,354	5,056,254	2,646,880	4,994,644
Non-controlling interests of the subsidiaries		-	-	-	-
		2,934,354	5,056,254		
Total comprehensive income for the years attributable to:					
Equity holders of the Bank		3,308,091	4,535,878	3,046,367	4,443,117
Non-controlling interests of the subsidiaries		-	-	-	-
		3,308,091	4,535,878		
Earnings per share of equity holders of the Bank					
Basic earnings per share (Baht)	39	1.18	2.03	1.06	2.01



Tan Choon Hin
President and Chief Executive Officer




Sanchai Apisaksirikul
Director and Managing Director

The accompanying notes are an integral part of the financial statements.

Statements of Changes in Shareholders' Equity

For the years ended 31 December 2023 and 2022

(Unit: Thousand Baht)

	Consolidated financial statements							Total
	Equity attributable to equity holders of the Bank							
	Other components of equity			Retained earnings		Total equity attributable to equity holders of the Bank	Non-controlling interests	
Issued and paid-up share capital	Revaluation surplus on assets	Revaluation deficit on investments	Appropriated-Statutory reserve	Unappropriated				
Beginning balance as of 1 January 2022	24,856,613	6,259,113	(127,758)	1,915,000	36,068,080	68,971,048	-	68,971,048
Decrease due to disposal and amortisation of revaluation surplus on assets	-	(26,658)	-	-	26,658	-	-	-
Profit for the year	-	-	-	-	5,056,254	5,056,254	-	5,056,254
Other comprehensive income (loss) for the year	-	-	(635,626)	-	115,250	(520,376)	-	(520,376)
Total comprehensive income (loss) for the year	-	-	(635,626)	-	5,171,504	4,535,878	-	4,535,878
Transfer to retained earnings	-	-	-	-	(2,000)	(2,000)	-	(2,000)
Appropriated retained earnings to be statutory reserve	-	-	-	250,000	(250,000)	-	-	-
Ending balance as of 31 December 2022	24,856,613	6,232,455	(763,384)	2,165,000	41,014,242	73,504,926	-	73,504,926
Beginning balance as of 1 January 2023	24,856,613	6,232,455	(763,384)	2,165,000	41,014,242	73,504,926	-	73,504,926
Decrease due to disposal and amortisation of revaluation surplus on assets	-	(26,591)	-	-	26,591	-	-	-
Profit for the year	-	-	-	-	2,934,354	2,934,354	-	2,934,354
Other comprehensive income (loss) for the year	-	-	464,997	-	(91,260)	373,737	-	373,737
Total comprehensive income (loss) for the year	-	-	464,997	-	2,843,094	3,308,091	-	3,308,091
Transfer to retained earnings	-	-	-	-	932	932	-	932
Appropriated retained earnings to be statutory reserve	-	-	-	320,661	(320,661)	-	-	-
Ending balance as of 31 December 2023	24,856,613	6,205,864	(298,387)	2,485,661	43,564,198	76,813,949	-	76,813,949

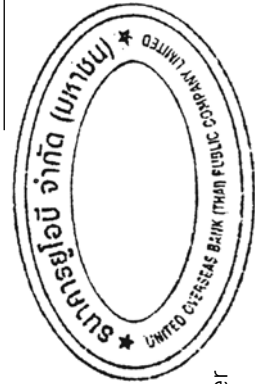
The accompanying notes are an integral part of the financial statements.

Statements of Changes in Shareholders' Equity

For the years ended 31 December 2023 and 2022

(Unit: Thousand Baht)

	Separate financial statements						Total
	Other components of equity			Retained earnings			
	Issued and paid-up share capital	Revaluation surplus on assets	Revaluation deficit on investments	Appropriated-Statutory reserve	Unappropriated		
Beginning balance as of 1 January 2022	24,856,613	6,259,113	(127,758)	1,915,000	36,028,762	68,931,730	
Decrease due to disposal and amortisation of revaluation surplus on assets	-	(26,658)	-	-	26,658	-	
Profit for the year	-	-	-	-	4,994,644	4,994,644	
Other comprehensive income (loss) for the year	-	-	(635,626)	-	84,099	(551,527)	
Total comprehensive income (loss) for the year	-	-	(635,626)	-	5,078,743	4,443,117	
Transfer to retained earnings	-	-	-	-	(2,000)	(2,000)	
Appropriated retained earnings to be statutory reserve	-	-	-	250,000	(250,000)	-	
Ending balance as of 31 December 2022	24,856,613	6,232,455	(763,384)	2,165,000	40,882,163	73,372,847	
Beginning balance as of 1 January 2023	24,856,613	6,232,455	(763,384)	2,165,000	40,882,163	73,372,847	
Decrease due to disposal and amortisation of revaluation surplus on assets	-	(26,591)	-	-	26,591	-	
Profit for the year	-	-	-	-	2,646,880	2,646,880	
Other comprehensive income (loss) for the year	-	-	464,997	-	(65,510)	399,487	
Total comprehensive income for the year	-	-	464,997	-	2,581,370	3,046,367	
Transfer to retained earnings	-	-	-	-	932	932	
Appropriated retained earnings to be statutory reserve	-	-	-	320,661	(320,661)	-	
Ending balance as of 31 December 2023	24,856,613	6,205,864	(298,387)	2,485,661	43,170,395	76,420,146	



Tan Choon Hin
President and Chief Executive Officer

Sanchai Apisaksirikul
Director and Managing Director

The accompanying notes are an integral part of the financial statements.

Statements of Cash Flows

For the years ended 31 December 2023 and 2022

	(Unit: Thousand Baht)			
	Consolidated financial statements		Separate financial statements	
	2023	2022	2023	2022
Cash flows from operating activities				
Profits before income tax expenses	3,734,483	6,354,737	3,233,166	6,253,083
Adjustments to reconcile profits from operation before income tax expenses to net cash provided by (paid from) operating activities				
Depreciation	997,924	750,514	917,042	738,566
Amortisation and losses on assets written off	779,447	340,524	702,352	322,019
Unrealised gains on revaluation of financial instruments measured at fair value through profit or loss	(952,722)	(1,289,282)	(952,722)	(1,289,282)
Expected credit losses	5,988,483	1,927,566	5,534,145	1,933,880
(Reversal of) impairment losses on properties foreclosed and other assets	22,294	(159,957)	22,294	(159,957)
(Gains) losses on disposals of investments	89,813	(67,982)	89,813	(67,982)
Gains on disposals of property foreclosed	(3,591)	(5,867)	(3,591)	(5,867)
Gains on disposals of loans purchased of receivables	(576,183)	-	-	-
(Increase) decrease in accrued other income	238,708	(483,806)	204,404	(445,884)
Increase in provisions for long-term employee benefits	239,035	215,989	218,184	221,704
Increase (decrease) in provisions for other liabilities	(81,528)	90,710	(81,528)	90,710
Increase in accrued other expenses	1,641,788	1,747,121	1,644,149	1,570,865
Net interest income	(29,945,485)	(19,385,197)	(26,845,417)	(18,839,255)
Dividend income	(15,851)	(11,434)	(515,851)	(11,434)
Cash received on interest income	40,233,666	23,443,241	36,747,549	23,045,925
Cash received on dividend income	15,851	11,434	15,851	11,434
Cash paid on interest expenses	(12,136,197)	(5,740,485)	(11,780,437)	(5,663,180)
Cash received on income taxes refund	92,312	-	92,312	-
Cash paid on income taxes	(1,550,434)	(1,363,688)	(1,323,526)	(1,339,316)
Income from operating activities before changes in operating assets and liabilities	8,811,813	6,374,138	7,918,189	6,366,029

The accompanying notes are an integral part of the financial statements.

Statements of Cash Flows

For the years ended 31 December 2023 and 2022

	(Unit: Thousand Baht)			
	Consolidated financial statements		Separate financial statements	
	2023	2022	2023	2022
(Increase) decrease in operating assets				
Interbank and money market items - net	31,677,925	(14,379,747)	31,391,689	(14,382,254)
Financial assets measured at fair value				
through profit or loss	(4,059,068)	12,700,072	(4,059,068)	12,700,072
Derivatives assets	9,286,972	4,147,388	9,286,972	4,147,388
Loans to customers	(47,646,579)	(8,653,255)	(46,756,112)	(10,721,464)
Properties foreclosed	41,200	45,745	41,200	45,745
Other assets	(248,367)	(5,064,026)	(288,736)	(5,097,166)
Increase (decrease) in operating liabilities				
Deposits	35,150,716	91,818,051	35,258,803	92,125,291
Interbank and money market items	(15,802,222)	(63,738,975)	(12,002,264)	(60,918,975)
Liabilities payable on demand	534,039	(267,881)	534,039	(267,881)
Financial liabilities measured at fair value				
through profit or loss	479,960	50,000	479,960	50,000
Derivatives liabilities	(9,669,722)	(2,661,772)	(9,669,722)	(2,661,772)
Provisions for long-term employee benefits	(83,319)	(128,501)	(83,319)	(128,501)
Other liabilities	2,493,569	(1,281,489)	2,471,033	(1,107,616)
Net cash provided by operating activities	10,966,917	18,959,748	14,522,664	20,148,896
Cash flows from investing activities				
Proceeds from sales of investments	260,912,061	315,272,147	260,912,061	315,272,147
Cash paid for investments	(285,146,317)	(295,914,727)	(285,146,317)	(295,914,727)
Cash paid for the acquisition of				
the consumer businesses	(307,876)	(52,768,712)	(261,567)	(45,477,824)
Cash paid for investment in subsidiary	-	-	(46,060)	(8,490,888)
Proceeds from sales of loans purchased				
of receivables	1,321,240	-	-	-
Dividend received from subsidiary	-	-	500,000	-
Purchases of premises and equipment	(1,071,199)	(1,583,361)	(1,024,710)	(1,579,894)
Purchases of other intangible assets	(768,665)	(582,608)	(768,665)	(582,608)
Net cash used in investing activities	(25,060,756)	(35,577,261)	(25,835,258)	(36,773,794)


The accompanying notes are an integral part of the financial statements.

	(Unit: Thousand Baht)			
	Consolidated financial statements		Separate financial statements	
	2023	2022	2023	2022
Cash flows from financing activities				
Cash paid on lease liabilities	(302,884)	(221,230)	(254,055)	(213,845)
Cash received on long-term debts issued and borrowings	16,830,074	23,868,147	12,000,000	23,868,147
Cash paid on long-term debts issued and borrowings	(2,000,000)	(7,238,394)	-	(7,238,394)
Net cash provided by financing activities	14,527,190	16,408,523	11,745,945	16,415,908
Net increase (decrease) in cash and cash equivalents	433,351	(208,990)	433,351	(208,990)
Cash and cash equivalents as at 1 January	3,024,671	3,233,661	3,024,671	3,233,661
Cash and cash equivalents as at 31 December	3,458,022	3,024,671	3,458,022	3,024,671


Supplemental disclosures of cash flows information

Non-cash items:

Properties foreclosed in settlement of loans to customers	46,480	43,821	46,480	43,821
---	--------	--------	--------	--------



Tan Choon Hin
President and Chief Executive Officer

Sanchai Apisaksirikul
Director and Managing Director

The accompanying notes are an integral part of the financial statements.

Notes to Financial Statements

For the years ended 31 December 2023 and 2022

1. General information

Corporate information

United Overseas Bank (Thai) Public Company Limited (“the Bank”) was incorporated as a public limited company under Thai law and domiciled in Thailand. The Bank has been operated mainly commercial banking business and its registered office is located at No. 690 Sukhumvit Road, Khlong Tan Nuea Sub-district, Khlong Toei District, Bangkok. As at 31 December 2023, the Bank conducts its business through a network of 147 branches throughout all regions in Thailand (31 December 2022: 151 branches). Its major shareholder is United Overseas Bank Limited, a company registered in Singapore.

The subsidiaries were incorporated as a limited company under Thai law and have been operating its business in Thailand. Its principal business is debt collection, asset management services and personal loans.

2. Basis of preparation of financial statements

2.1 Basis of preparation of financial statements

For the year ended 31 December 2023, the financial statements are presented in accordance with Thai Financial Reporting Standards enunciated under the Accounting Professions Act B.E. 2547 and with reference to the principles stipulated by the Bank of Thailand (“BOT”) and accordance with the Notification of the Bank of Thailand (“BOT”) No. Sor Nor Sor. 21/2561 dated 31 October 2018, regarding the Preparation and Announcement of Financial Statements of Commercial Banks and Parent Companies of Financial Holding Groups, including any other supplementary BOT’s Notifications and the Accounting Guidance issued by the Federation of Accounting Professions.

The financial statements have been prepared on a historical cost basis except otherwise disclosed in Note 4 to the financial statements regarding a summary of significant accounting policies.

The financial statements in Thai language are the official statutory financial statements of the Bank. The financial statements in English language have been translated from such financial statements in Thai language.

2.2 Basis of consolidation

- (a) These consolidated financial statements include the financial statements of the Bank and its subsidiaries the following:

Company name	Business type	Country of Registration	Percentage of shares held by the Bank as at		Percentage of total assets included in consolidated assets as at		Percentage of revenues included in consolidated revenues for the years ended	
			31 December 2023	2022	31 December 2023	2022	31 December 2023	2022
UOB Services Asset Management Co., Ltd. (formerly known as "UOB Services Co., Ltd.")*	Debt Collection and Asset Management Services*	Thailand	99.99	99.99	-	0.11	1.29	0.21
UOB Capital Services Co., Ltd. (formerly known as "Citicorp Leasing (Thailand) Ltd.")**	Personal loans	Thailand	99.99	99.99	3.23	3.07	6.49	1.76

* On 10 February 2022, the subsidiary registered the name change and expand the Company's objective for operating on asset management services.

** As a result of the business acquisition from Citigroup, on 1 November 2022, became a subsidiary of the Bank.

- (b) The Bank is deemed to have control over investee companies or subsidiaries if it has rights, or is exposed, to variable returns from its involvement with the investee, and it has the ability to direct the activities that affect the amount of its returns.
- (c) Subsidiaries are entities in which the Bank has control over the financial and operating policies of those entity. Subsidiaries are fully consolidated from the date of acquisition, being the date on which the Bank obtains control, and continue to be consolidated until the date when such control ceases. The effects to the consolidated financial statements of all significant transactions between the Bank and its subsidiaries are eliminated in the consolidated financial statements, including investments in subsidiaries and share capital of subsidiaries.
- (d) The financial statements of the subsidiaries are prepared having the same reporting period and using the same significant accounting policies as those of the Bank. In case where there are different accounting policies, the Bank has adjusted the effect of these in the consolidated financial statements.
- (e) The Bank's financial statements include the accounts of all branches after elimination of significant inter-branch transactions and balances.
- (f) Non-controlling interests represent the portion of net profit or loss and net assets of the subsidiaries that are not held by the Bank and are presented separately in the consolidated statements of comprehensive income and within equity in the consolidated statements of financial position.

2.3 Separate financial statements

The Bank prepares its separate financial statements, which present investments in subsidiaries under the cost method.

Notes to Financial Statements

For the years ended 31 December 2023 and 2022

3. New financial reporting standards

3.1 Financial reporting standards that became effective in the current year

During the year, the Group has adopted the revised financial reporting standards which are effective for fiscal years beginning on or after 1 January 2023. These financial reporting standards were aimed at alignment with the corresponding International Financial Reporting Standards with most of the changes directed towards clarifying accounting treatment and providing accounting guidance for users of the standards.

The adoption of these financial reporting standards does not have any significant impact on the Group's financial statements.

3.2 Financial reporting standards that will become effective for fiscal years beginning on or after 1 January 2024

The Federation of Accounting Professions issued a number of revised financial reporting standards, which are effective for fiscal years beginning on or after 1 January 2024. These financial reporting standards were aimed at alignment with the corresponding International Financial Reporting Standards with most of the changes directed towards clarifying accounting treatment and providing accounting guidance for users of the standards.

The management of the Group believes that adoption of these amendments will not have any significant impact on the Group's financial statements.

4. Summary of significant accounting policies

4.1 Revenue recognition

(a) Interest income

The Bank and its subsidiaries have recognised interest income on an accrual basis by using effective interest rate method. The effective interest rate is the rate that exactly discounts estimated future cash receipts through the expected life of the financial instrument or a shorter period, when appropriate, to the net carrying amount of the financial asset. The effective interest rate is calculated by taking into account any discount or premium on acquisition, fees and costs that are an integral part of the effective interest rate.

The Bank and its subsidiaries have calculated interest income by using effective interest rate method applied to the gross carrying value of financial assets. If financial assets are later credit-impaired, the Bank and its subsidiaries recognise interest income using effective interest rate method applied to the net carrying value (carrying value minus allowance for expected credit losses) of financial assets. If the financial asset is no longer credit-impaired, the Bank and its subsidiaries revert to calculating interest income on a gross carrying value.

Discounts received in advance in respect of bills purchased and other unearned interest income are recognised as revenue on an accrual basis over the terms of the bills.

(b) Interest income on loans purchased of receivables

The subsidiary has recognised interest on loans purchased of receivables based on the cost of the receivables, net of allowance for expected credit loss, using the credit-adjusted effective interest rate and on accrual basis. The credit-adjusted effective interest rate is determined from the rate used in discounting the estimated future cash flows to be paid or received over the expected life of the financial asset to derive the amortised cost of financial assets that are purchased or originated credit-impaired. In estimating the net

expected cash inflows, the reference is made to historical data on the actual cash inflows net of related expenses to develop a model, based on the assumption that the net expected cash inflows and the expected life of financial instruments with similar characteristics can be estimated reliably.

In cases where the cost and accrued interest receivables of an acquired non-performing loans have been fully amortised, but the Company still has the right to claim the payment from debtor under the contract. When such payments are received from a debtor, the Company recognises gain on loans purchased of receivables as an integral part of the interest income.

- (c) Brokerage fees and service fees on derivatives trading are recognised as revenue on the transaction dates.
- (d) Gains (losses) on securities and derivatives trading are recognised as revenues or expenses on transaction dates.
- (e) Interest and dividends on investments

Interest on investments is recognised as revenue on an accrual basis based on the effective interest rate. Dividends are recognised as revenue when the right to receive the dividend is established.

- (f) Fees and other service fees are recognised as revenues on an accrual basis.

4.2 Expenses recognition

The Bank and its subsidiaries recognise expenses on an accrual basis.

4.3 Net gains (losses) from financial instruments measured at fair value through profit or loss

Net gains (losses) from financial instruments measured at fair value through profit or loss consist of gains (losses) on trading and foreign exchange transactions, gains (losses) from changes in the fair value of derivatives and financial assets designated to be measured at fair value through profit or loss, gains (losses) from sales of financial assets measured at fair value through profit or loss and derivatives, and net gains (losses) from hedge accounting. The Bank and its subsidiaries recognise them as revenues or expenses on the transaction dates.

4.4 Cash

Cash is the amount included in the statements of financial position under the caption of cash, which consists of cash on hand and cheques in transit.

4.5 Securities purchased under resale agreements/ securities sold under repurchase agreements

The Bank enters into agreements with private entities to purchase/sell securities whereby there is an agreement to resell/repurchase the securities at certain dates in the future and at fixed prices. Amounts paid for the securities purchased under resale agreement are presented as assets under the caption of "Interbank and money market items" or "Financial asset measured at fair value through profit or loss" in the statements of financial position, and the underlying securities are treated as collateral to such receivables, while securities sold under repurchase agreement are presented as liabilities under the caption of "Interbank and money market items" in the statement of financial position at the amounts received from the sale of those securities, and the underlying securities are treated as collateral.

Notes to Financial Statements

For the years ended 31 December 2023 and 2022

4.6 Derivatives and hedge accounting

Derivatives are initially recognised at fair value on the date on which a derivative contract is entered into and subsequently remeasured at fair value. The subsequent changes in fair value are recognised in profit or loss unless hedge accounting is applied.

Hedge accounting

The Bank makes use of derivatives and other financial instruments to manage exposures arising from assets, liabilities, off-balance sheet items, net position or cash flow. Hedging accounting can be applied for hedged items and hedging instruments upon meeting specified criteria for hedge accounting.

Fair value hedges

The Bank uses fair value hedges to hedge the risk from changes in fair value of financial assets, financial liabilities or contractual obligations. In hedging, the Bank takes into consideration the relationship between hedged items and hedging instruments, including the nature of the risk, the objective and strategy for undertaking the hedge as well as the effectiveness of the hedging relationship. In addition, the Bank has also considered a qualitative approach by comparing the critical terms of significant characteristics such as cash flow, interest rate, and the duration of hedged items and hedging instruments that make perfectly match from the designation date. Causes of ineffectiveness of hedging could be arisen from the differences in cash flow and the differences in time between hedged items and hedging instruments.

The Bank recognises the movement in fair value of the hedging instrument and the hedged item in profit or loss. The cumulative changes in the fair value attributable to the hedged risk of hedged item is made as an adjustment to the carrying value of the hedged assets or liabilities.

When a hedging instrument expires, is sold, is terminated or is exercised, or when a hedge no longer meets the criteria for hedge accounting, the adjustment to the carrying amount of a hedged item is amortised to profit or loss using effective interest rate. Where the hedged item is derecognised from the statement of financial position, the unamortised fair value adjustment is immediately recognised in profit or loss.

4.7 Interbank and money market items (Assets/Liabilities)

The Bank recognises and derecognises such items in the financial statements on the settlement dates.

4.8 Financial instruments

Recognition of financial instruments

The Bank and its subsidiaries recognise financial assets or financial liabilities when the Bank and its subsidiaries become a party to the contractual provisions of the financial instruments.

Classification and measurement of financial assets and financial liabilities

Financial assets - debt instruments

The Bank and its subsidiaries classify its financial assets in debt instruments as financial assets subsequently measured at amortised cost or fair value in accordance with the Bank and its subsidiaries' business model in managing the financial assets and according to the contractual cash flows characteristics of the financial assets as follows:

A financial asset measured at amortised cost

A financial asset shall be classified as a financial asset measured at amortised cost only if both following conditions are met: the financial asset is held within a business model whose objective is to hold financial asset in order to collect contractual cash flows and the contractual terms of the financial assets represent contractual cash flows that are solely payments of principal and interest on the principal amount outstanding on the designation date. These financial assets are initially recognised at fair value on trade date and subsequently measured at amortised cost net of allowance for expected credit losses (if any).

A financial asset measured at fair value through other comprehensive income

A financial asset shall be classified as a financial asset measured at fair value through other comprehensive income only if both following conditions are met: the financial asset is held within a business model whose objective is achieved by both collecting contractual cash flows and selling financial asset as well as the contractual terms of the financial assets represent contractual cash flows that are solely payments of principal and interest on the principal amount outstanding on the designation date. These financial assets are initially recognised at fair value and subsequently measured at fair value. The unrealised gains or losses from changes in their fair value are recognised as a component of shareholders' equity in other comprehensive income. Upon derecognition, after which such gains or losses on disposal of the instruments will be recognised as gain or losses in profit or loss. The gains or losses on foreign exchange, expected credit losses, and interest income calculated using the effective interest rate method are recognised in profit or loss.

A financial asset measured at fair value through profit or loss

A financial asset shall be classified as a financial asset measured at fair value through profit or loss unless the financial asset is held within a business model whose objective is to hold financial asset in order to collect contractual cash flows or, the contractual terms of the financial assets represent contractual cash flows that are solely payments of principal and interest on the principal amount outstanding on the designation date. These financial assets are initially recognised at fair value and are subsequently measured at fair value. Unrealised gains or losses from change in fair value, and gains or losses on disposal of instruments are recognised as gains (losses) on financial instruments measured at fair value in profit or loss.

Financial assets - equity securities

The Bank and its subsidiaries have classified investments in equity securities that are not held for trading but held for strategic purposes or for securities with potential for high market volatility as the financial asset designate to be measured at fair value through other comprehensive income, where an irrevocable election has been made by the management. Such classification is determined on an instrument-by-instrument basis. Gains or losses arising from changes in fair value are recognised in other comprehensive income and not subsequently recognised in profit or loss when disposal, instead, they are transferred to retained earnings. Dividends on these investments are recognised in profit or loss, unless the dividends clearly represent a recovery of part of the cost of the investment.

Financial liabilities

Except for derivative liabilities, at initial recognition, the Bank and its subsidiaries' financial liabilities are recognised at fair value net of transaction costs and classified as liabilities to be subsequently measured at amortised cost or may classify as financial liabilities measured at fair value though profit or loss when they are held for trading or designated to be measured at fair value.

Financial liabilities may be designated to be measured at fair value through profit or loss under the following criteria:

Notes to Financial Statements

For the years ended 31 December 2023 and 2022

- The designation eliminates or significantly reduces an accounting mismatch
- A group of financial liabilities or a group of financial assets and liabilities is managed and its performance is evaluated on a fair value basis
- The liabilities contain one or more embedded derivatives

Fair value change in own credit risk is presented separately in other comprehensive income as an own credit revaluation reserve except it would create or enlarge an accounting mismatch in profit or loss. All changes in fair value on those liabilities, including the effects of changes in the credit risk are presented in "Gains (losses) on financial instruments measured at fair value through profit or loss".

The movement in fair value attributable to changes in own credit risk is calculated from the difference between the current fair value and the difference between the current and initial credit risk.

Amounts presented in "Own credit revaluation reserve" will not be subsequently transferred to profit or loss. When these instruments are derecognised, the related cumulative amount in the "Own credit revaluation reserve" is transferred to retained earnings.

Modifications of financial instruments not measured at fair value

Financial assets

If the terms of a financial assets are modified, the Bank and its subsidiaries evaluate whether the cash flows of the modified financial assets are different from the original financial assets significantly. The original financial assets are derecognised and a new financial assets are recognised at fair value. The difference between the carrying amount of the financial assets extinguished and the new financial assets are recognised in profit or loss as a part of impairment loss.

If the cash flows of the modified financial assets are not substantially different, the Bank and its subsidiaries recalculate the gross carrying amount of the financial assets and recognise the amount arising from adjusting the gross carrying amount as a modification gains or losses in profit or loss which is presented as impairment losses.

Financial liabilities

The Bank and its subsidiaries derecognise a financial liability when its terms are modified, and the cash flows of the modified financial liability are substantially different. A new financial liability based on the modified terms is recognised at fair value. The difference between the carrying amount of the financial liability extinguished and the new financial liability is recognised in profit or loss.

If the cash flows of the modified financial liability are not substantially different, the Bank and its subsidiaries adjust the carrying amount of the financial liability to reflect the net present value of the revised cash flows discounted at the original effective interest rate and recognises the amount arising from adjusting the carrying amount as a modification gains or losses.

Offsetting

Financial assets and financial liabilities are offset, and the net amount is presented in the statement of financial position when the Bank and its subsidiaries have a currently enforceable legal right to offset the recognised amounts and intends to settle on a net basis or to realise the assets and settle the liabilities simultaneously.

Derecognition of financial instruments

The Bank and its subsidiaries derecognise a financial asset when the rights to receive cash flows from the asset have expired or have been transferred and either the Bank and its subsidiaries have transferred substantially all the risks and rewards of the asset, or the Bank and its subsidiaries have neither transferred nor retained substantially all the risks and rewards of the asset but have transferred control of the asset. Any interest from transferred financial asset, which is created or retained by the Bank and its subsidiaries, are recognised separately as an asset or a liability.

A financial liability is derecognised when the obligation under the liability is discharged or cancelled or expires.

Write-off

Debts that are determined to be irrecoverable are written off (either partially or in full) in the period in which the decision is taken. This is generally the case when the Bank and its subsidiaries determine that the borrower does not have assets or sources of income that could generate sufficient cash flows to repay the amounts subject to the write-off. However, financial assets that are written off are still subject to enforcement activities in order to comply with the Bank and its subsidiaries' procedures for recovery of amount due.

4.9 Investments in subsidiaries

Investments in subsidiaries as presented in the separate financial statements are stated at cost net of allowance for impairment (if any). Losses on impairment are recognised as expenses in profit or loss.

4.10 Loans to customers

Loans to customers include overdrafts, term loans, trade bills, hire purchase and financial lease receivables and other loans. All items categorised under loans to customers (except for hire purchase and financial lease receivables and overdrafts) are presented at the principal amount outstanding, net of unearned discounts received in advance.

Hire purchase and financial lease receivables are stated at the outstanding balances per contract values net of outstanding balances of deferred revenue, which are presented after netting deferred commission expenses and initial direct cost on the inception of the hire-purchase agreements and advances received from debtors under financial lease agreements.

Overdrafts are stated at the drawn amounts together with any accrued interest receivables.

Loans purchased by or transferred to the Bank are stated at acquisition costs, after netting allowance for impairment loss.

Accounting Guidance on Guidelines regarding the Provision of Financial Assistance to Debtors Affected by COVID-19

The Federation of Accounting Professions has announced Accounting Guidance on Guidelines regarding the Provision of Financial Assistance to Debtors Affected by COVID-19. Its objectives are to provide temporary relief measures and alternative for all entities providing assistance to debtors in accordance with guidelines of the BOT. The accounting guidance is applicable to such debtors during the period of 1 January 2022 to 31 December 2023 or until the BOT makes changes.

Notes to Financial Statements

For the years ended 31 December 2023 and 2022

Under this accounting guidance, the Group may choose to adopt accounting treatments consistent with the circular of the BOT No. BOT.RPD2.C.802/2564 dated 3 September 2021 "Guidelines regarding the provision of financial assistance to debtors affected by COVID-19 (sustainable debt resolution)". The assistance to debtors can be classified into 2 groups by debt restructuring method as follows:

1. Debt restructuring for the purpose of reducing the debt burden of debtors that involves more than just a payment timeline extension. For this type of debt restructuring, the Bank may choose to apply the temporary relief measures relating to stage determination and setting aside of provisions (Assistance type 1), whereby:
 - Loans that are not yet classified as non-performing (Non-NPL) can be upgraded to loans with no significant increase in credit risk (Performing or Stage 1) immediately provided that the payment terms and conditions are clearly stated in the debt restructuring agreement and the debtor is considered able to comply with the debt restructuring agreement.
 - Non-performing loans (NPL) can be classified as performing loans or Stage 1 if the debtor is able to make payment in accordance with the debt restructuring agreement for 3 consecutive months or 3 installments, whichever is the longer period.
 - Additional loans provided to a debtor as additional working capital or liquidity injection enabling enable the debtor to continue its business operations during the debt restructuring can be categorised as performing loans or Stage 1 if the debtor complies with repayment terms or new debt restructuring agreement.
 - Loans are categorised as loans with significant increase in credit risk (Under-performing or Stage 2) when overdue principal or interest payments are outstanding more than 30 days or 1 month past due.
 - A new effective interest rate can be applied to determine the present value of loans that have been restructured if the existing effective interest rate from the debt restructuring no longer reflects the estimated cash inflows.
2. If debt restructuring involves only a payment timeline extension, e.g. an extension of payment period, grace period on principal and/or interest payments, or a conversion of short-term debts to long-term debts. The Bank is required to perform staging assessment and set aside provisions in accordance with the relevant financial reporting standards (Assistance type 2). However, the Bank may choose to apply significant increase in credit risk treatment according to the appendix to the circular of the BOT No. BOT.RPD2.C. 802/2564 to assess whether a debtor can be categorised under-performing stage or Stage 2.

For both types of assistance, the Group may determine expected credit loss based on the outstanding balance of the drawn down portion only.

During the years ended 31 December 2023 and 2022, the Bank had provided both types of assistance to debtors. The management of the Group has assessed and believes that the expiration of this accounting guidance will not have a significant impact on the Group's financial statements, and the Group is required to comply with Thai Financial Reporting Standard No. 9.

4.11 Allowance for expected credit losses on financial assets

The Bank and its subsidiaries recognise an allowance for expected credit losses of financial assets - debt instruments, which are interbank and money market (assets), loans to customers and investments in debt securities, including loan commitments and financial guarantee contracts, measured at amortised cost or fair value through other comprehensive income using the General Approach and Simplified Approach.

a) Simplified Approach

The Bank and its subsidiaries adopted simplified approach for loans to customers for the specific portfolio, credit cards, ready credit and personal loans, which are transferred from the business acquisition. The Bank and its subsidiaries classify its financial assets into three stages based on the changes in credit risk since initial recognition as follows:

Stage 3: Financial assets for which the principal or interest payments are more than 90 days past due, counted from the due date or indications of the borrower experiencing significant financial difficulty, probate status or bankruptcy notification. The calculation of the allowance for expected credit losses uses a rate of allowance for credit losses of 100 percent of the outstanding balances of accounts receivable adjusted by the bad debt recovery ratio.

Stage 2: Financial assets that do not meet the criteria for Stage 3 classification and the principal and/or interest payments are between 30-89 days past due, or debt restructuring cannot be performed, or a behaviour score falls below the established criteria (if any). The calculation of the allowance for expected credit losses uses the same rate applied for the financial assets in Stage 3.

Stage 1: All financial assets that do not meet the criteria for Stage 2 or 3 classification. To calculate the allowance for expected credit losses, the rate of allowance for loss is determined as follows: $(12 - (\text{number of defaulted months} - 1) / 12) * 12\text{-month forward looking loss rate}$. The 12-month forward looking loss rate estimate is the best estimate of the next 12-month loss rate of the business, which includes consideration of forecasts of future economic conditions.

Forward Looking Loss Rate

The 12-month forward looking loss rate is calculated based on each type of loan portfolio, taking into account the following factors:

- Management's understanding of the underlying portfolio dynamics such as the impact on portfolio growth and vintage seasoning on performance.
- Idiosyncrasies in the respective portfolio such as collection issues and local regulatory changes (e.g., new credit bureau, announcement of a new bankruptcy court, etc).
- The macro-economic forecasts provided by Risk management.

Stage 2 and 3 Recovery Rates

The recovery rate used in the methodology is leveraging the average gross recoveries from the last 12 months to ensures that the most recently observed recovery trends, and includes consideration of forecasts of future economic conditions, are considered into the recovery rate.

Undrawn Lines

Financial assets under Stage 2 and 3 and debtors under Stage 2 that fail the behaviour score threshold and have their lines suspended/permanently closed will not be considered for additional lines. For stage 1 accounts, the forward looking loss rate used in the calculation incorporates additional utilisation of the lines through the 12-month forecasting horizon.

Notes to Financial Statements

For the years ended 31 December 2023 and 2022

Model Adjustment

In addition to the methods mentioned above, the Bank and its subsidiaries have revised additional information to comply with the criteria of TFRS 9 by considering both internal and external risks environment, in addition to the methodology.

(b) General Approach

The Bank and its subsidiaries classify its financial assets into three stages based on the changes in credit risk since initial recognition as follows:

Stage 1: Financial assets where there has not been a significant increase in credit risk (Performing)

For credit exposures where there has not been a significant increase in credit risk since initial recognition and that are not credit-impaired upon origination, the Bank and its subsidiaries recognise allowance for expected credit losses at the amount equal to the expected credit losses in the next 12 months.

Stage 2: Financial assets where there has been a significant increase in credit risk (Under-Performing)

For credit exposures where there has been a significant increase in credit risk since initial recognition but that are not credit impaired, the Bank and its subsidiaries recognise allowance for expected credit losses at the amount equal to the lifetime expected credit losses of financial assets.

Stage 3: Financial assets that are credit-impaired (Non-Performing)

Financial assets are assessed as credit impaired when one or more events that have a detrimental impact on the estimated future cash flows of that asset have occurred. For financial assets that have become credit-impaired, the Bank and its subsidiaries recognise allowance for expected credit losses at the amount equal to the lifetime expected credit losses of financial assets.

At every reporting date, the Bank and its subsidiaries assess whether there has been a significant increase in credit risk of financial assets since initial recognition by comparing the risk of default over the expected lifetime at the reporting date with the credit risk at the date of initial recognition. In determining whether credit risk has increased significantly since initial recognition, the Bank and its subsidiaries use internal quantitative and qualitative indicators, and forecasts information to assess the deterioration in credit quality of financial assets such as arrears of over 30 days past due, forbearance status for debt restructuring agreements, loans under the watchlist (Early warning sign), loans that are classified as in the high risk group, changes of internal credit rating of the borrower since initial recognition, and issuer credit rating as either 'under investment grade' or 'no rating' for investments in debt securities, etc.

The Bank and its subsidiaries assess whether the credit risk has increased significantly from the date of initial recognition on an individual or collective basis. In order to perform collective evaluation of impairment, the Bank and its subsidiaries classify financial assets on the basis of shared credit risk characteristics, taking into account type of instrument, credit limit, internal credit ratings, overdue status, and other relevant factors.

Financial assets are assessed to be credit-impaired when one or more events that have a detrimental impact on the estimated future cash flows of the counterparties have occurred. Evidence of credit-impaired financial assets includes arrears of over 90 days past due or having indications that the borrower is experiencing significant financial difficulty, a breach of contract, bankruptcy or distressed restructuring.

A loan to customer that has been renegotiated due to a deterioration in the borrower's condition is usually considered to be significant increase in credit risk or credit-impaired unless there is evidence that the risk of not receiving contractual cash flows has reduced significantly and there are no other indicators of impairment.

The Bank and its subsidiaries consider their historical loss experience, adjusted by current observable data and plus on the reasonable and supportable forecasts of future economic conditions, including appropriate use of judgement, to estimate the amount of an expected credit losses. The Bank and its subsidiaries determine both current and future economic scenario, and probability-weighted in each scenario (base scenario and downturn scenario) for calculating expected credit losses. The use of macroeconomic factors which major are included, but are not limited to, unemployment rate and property price index, etc. The Bank and its subsidiaries have established the process to review and monitor methodologies, assumptions and forward-looking macroeconomics scenarios on semiannual basis.

In the case of investments in debt securities measured at fair value through other comprehensive income, the Bank and its subsidiaries recognise impairment charge in profit or loss as expected credit losses and the allowance for expected credit losses with the corresponding amount in other comprehensive income, whereas the carrying amount of the investments in debt securities in the statement of financial position still present at fair value.

The measurement of expected credit losses on loan commitments is the present value difference between the contractual cash flows that are due to the Bank and its subsidiaries if the commitment is drawn down and the cash flows that the Bank and its subsidiaries expect to receive. The measurement of expected credit losses for financial guarantees is based on the expected payments to reimburse the holder less any amounts that the Bank and its subsidiaries expect to recover.

Increase (decrease) in an allowance for expected credit losses is recognised as an increase (decrease) to expenses in profit or loss during the year.

Bad debts are written off during the year in which the Bank considers that they are uncollectible as approved by the Special Asset Management Credit Committee and are accounted for by deducting from the allowance for expected credit losses. All bad debt recovered are recognised as revenue on a cash basis and is presented as an offset transaction to expected credit loss accounts in profit or loss.

The Bank and its subsidiaries have a policy to write-off unsecured consumer loans that are overdue longer than 120-180 days. Those unsecured consumer loans comprise of credit card receivables and other unsecured personal loans.

4.12 Financial assets with modification of terms/troubled debt restructuring

When a financial asset's terms of repayment are renegotiated or modified, or debt is restructured, or an existing financial asset is replaced with a new financial asset because a debtor is having financial difficulties, the Bank and its subsidiaries assesses whether to derecognise the financial asset and measures the expected credit losses, as follows:

- If the modification of terms does not result in derecognition of the financial asset, the Bank and its subsidiaries calculate the gross book value of the new financial asset based on the present value of the new or modified cash flows, discounted using the original effective interest rate of the financial asset, and recognises a gain or loss on modification of terms in profit or loss.

Notes to Financial Statements

For the years ended 31 December 2023 and 2022

- If the modification of terms results in derecognition of the financial asset, the fair value of the new financial asset is the latest cash flows of the original financial asset as at the date of derecognition. The difference between the book value and the fair value of the financial asset is recognised in profit or loss.

At the debt restructuring date, if debt restructuring does not result in derecognition. In the case where the respective debtor that is classified as Under Performing/Stage 2, shall be upgraded to Performing/Stage 1 if their repayment under the new debt restructuring contract have been made for at least 3 months from the restructuring date. Those debtor who is classified as Non-Performing/Stage 3 shall be upgraded to Performing/Stage 1 when repayment under the new debt restructuring contract have been made at least 12 months from the restructuring date. Nevertheless, the debtor shall not fall under the Significant Increase in Credit Risk indicators (SICR) prior to upgrading to Performing/Stage 1. However, the Bank may carefully consider to classify the financial asset and commitment to be in alignment to the debtor's financial performance and repayment ability.

4.13 Properties foreclosed

Properties foreclosed of the Bank are stated at the lower of cost and net realisable value. Net realisable value is determined by using the latest appraisal value, taking into consideration selling expenses, and in accordance with the BOT's guidelines. Properties foreclosed, which have been received as a result of a debt/asset swap are recorded at the lower of the legally claimable value of the loan or the net realisable value of the foreclosed properties.

Losses on impairment are charged to profit or loss. Gains or losses on the sale of properties foreclosed are recognised only when such properties are sold.

4.14 Premises and equipment and depreciation

Land is stated at cost or reappraised value. Buildings are stated at cost or reappraised value less accumulated depreciation and allowance for impairment loss (if any). Equipment is stated at cost less accumulated depreciation and allowance for impairment loss (if any).

Depreciation is calculated by reference to their cost or reappraised value on a straight-line basis over the following estimated useful lives for each type of assets:

Buildings	-	50 years
Building improvement	-	10 years
Equipment	-	3 years 5 years 10 years and 25 years

No depreciation is determined for land and assets under construction/installation.

Premises are initially recorded at cost and then subsequently revalued by the independent appraisers to their fair value in accordance with the guidelines announced by the BOT. The Bank's policy is to revalue these assets every 3 - 5 years in order that their carrying value at the end of reporting period does not differ materially from their fair value.

In addition, the Bank has considered and reviewed the economic useful life of the fully depreciated buildings based on the residual economic useful life of the buildings in accordance with the appraisal of independent appraiser.

Differences arising from revaluation are dealt with as follows:

- When the carrying value of asset is increased as a result of a revaluation, the increase is credited directly to other comprehensive income (loss) and the cumulative increase is recognised in shareholders' equity as "Revaluation surplus on assets", presented as a part of other components of shareholders' equity in statement of financial position. However, if the asset was previously devalued and the Bank used to recognise such a revaluation decrease as an expense in profit or loss, a revaluation increase from this revaluation is then recognised as a revenue to the extent that it reverses a revaluation decrease in respect of the same asset previously recognised as an expense.
- When the carrying value of asset is decreased as a result of a revaluation, the decrease is recognised as an expense in profit or loss. However, if the asset was previously revalued and still has the outstanding revaluation surplus left in "Revaluation surplus on assets", the revaluation decrease is then charged to the other comprehensive income (loss) to the extent that it does not exceed on amount already held in "Revaluation surplus on assets" in respect of the same assets.

Amortisation of the revaluation surplus on assets is charged directly against retained earnings.

The revaluation surplus on assets can neither be used to offset against deficit nor for dividend distribution.

An item of premises and equipment is derecognised upon disposal or when no future economic benefits are expected from its use or disposal. Any gain or loss arising on disposal of an asset (calculated as the difference between the net disposal proceeds and the carrying amount of the asset) is included in profit or loss when the asset is derecognised.

4.15 Leasehold rights

Leasehold rights are stated at cost less accumulated amortisation under the heading of "Right-of-use assets" in statements of financial position. Leasehold rights are amortised on a straight-line basis over the lease periods and the amortisation amounts are recognised as expenses in profit or loss.

4.16 Goodwill, other intangible assets and amortisation

Goodwill is arise from the business acquisition recognised as an integral part of "Goodwill and other intangible assets" in statement of financial position. The Bank and its subsidiaries are initially recorded at cost, which equals to the excess of cost of business combination over the fair value of the net assets acquired. If the fair value of the net assets acquired exceeds the cost of business combination, the excess is immediately recognised as gain in profit or loss.

Goodwill is carried at cost less any accumulated impairment losses. Goodwill is tested for impairment annually and when circumstances indicate that the carrying value may be impaired.

For the purpose of impairment testing, goodwill acquired in a business combination is allocated to each of the Bank and its subsidiaries' cash-generating units (or group of cash-generating units) that are expected to benefit from the synergies of the combination. The Bank and its subsidiaries estimate the recoverable amount of each cash-generating unit (or group of cash-generating units) to which the goodwill relates. Where the recoverable amount of the cash-generating unit is less than the carrying amount, an impairment loss is recognised in profit or loss. Impairment losses relating to goodwill cannot be reversed in future periods. The initial recognition of goodwill was mentioned in note 4.25 to the consolidated financial statement.

Notes to Financial Statements

For the years ended 31 December 2023 and 2022

Other intangible assets arise from the business acquisition such as customer relationship are initially recorded at fair value, and subsequently measured at cost less any accumulated amortisation and allowance for impairment losses (if any).

Other intangible assets are carried at cost less accumulated amortisation and allowance for impairment loss (if any).

Intangible assets with finite lives are amortised on a systematic basis over the economic useful life and tested for impairment whenever there is an indication that the intangible asset may be impaired. The amortisation period and the amortisation method of such intangible assets are reviewed at least at each financial year-end. The amortisation expense is charged to profit or loss.

Intangible assets with finite useful lives are customer relationship and application softwares, which have estimated useful lives of 10 years.

Application softwares and application development purchased since 1 January 2018 onwards have estimated useful lives of 8 years.

4.17 Provisions for other liabilities

Provisions for other liabilities are recognised when the Bank and its subsidiaries have a present obligation as a result of a past event and it is probable that an outflow of resources embodying economic benefits will be required to settle the obligation. In the event that the amount cannot be clearly identifiable, then an estimate of such obligation is made.

4.18 Impairment of non-financial assets

At each reporting date, the Bank and its subsidiaries perform impairment reviews in respect of an asset whenever events or changes in circumstances indicate that an asset may be impaired. An impairment loss is recognised when the recoverable amount of an asset, which is the higher of the asset's fair value less costs to sell and its value in use, is less than the carrying amount. In determining value in use, the estimated future cash flows are discounted to their present value using a pre-tax discount rate that reflects current market assessments of the time value of money and the risks specific to the asset. In determining fair value less costs to sell, an appropriate valuation model is used. These calculations are corroborated by a valuation model that, based on information available, reflects the amount that the Bank and its subsidiaries could obtain from the disposal of the asset in an arm's length transaction between knowledgeable, willing parties, after deducting the costs of disposal.

An impairment loss is recognised in profit or loss. However in cases where premises were previously revalued and the revaluation surplus was taken to equity, a part of such impairment loss is recognised in equity up to the amount of the revaluation surplus previously recognised.

In the assessment of asset impairment (except for goodwill), if there is any indication that previously recognised impairment loss may no longer exist or may have decreased, the Bank and its subsidiaries estimate the asset's recoverable amount. A previously recognised impairment loss is reversed only if there has been a change in the assumptions used to determine the asset's recoverable amount since the last impairment loss was recognised. The increased carrying value of the asset attributable to a reversal of an impairment loss shall not exceed the carrying value that would have been determined had no impairment loss been recognised for the asset in prior periods. Such reversal is recognised in profit or loss unless the asset is carried at a revalued amount, in which case the reversal, which exceeds the carrying value that would have been determined, is treated as a revaluation increase.

4.19 Employee benefits

(a) Short-term benefits

Salaries, wages, bonuses and contributions to the social security fund are recognised as expenses when incurred.

Leave entitlements are recognised when they accrue to employees. Provision for leave entitlements is made based on contractual terms, with adjustment for expected attrition.

(b) Post-employment benefits

Defined contribution plans

The Bank, its subsidiaries and their employees established the provident funds under the Provident Fund Act B.E. 2530. According to the funds' regulations, every employees, after the probation period, is entitled to apply for membership. The employees contribute to the fund at the rate of 2% - 15% of their basic salary and the Bank and its subsidiaries contribute to the funds at the rate of 5% or 10% of their basic salary. The employees are entitled to the benefits upon termination of employment in accordance with the rules of the funds, except when termination of employment is due to violations of the rules and regulations of the Bank and its subsidiaries.

The funds set up by the Bank and its subsidiaries are managed independently by UOB Asset Management (Thailand) Co., Ltd. and Krungthai Asset Management Public Company Limited. Therefore, these funds do not appear in the consolidated and separate statements of financial position.

The Bank and its subsidiaries' contributions are recognised as expenses when incurred.

Defined benefit plan and other defined benefit plan

The Bank and its subsidiaries have severance payment obligations to employees upon retirement under labour law. The Bank and its subsidiaries treat these severance payments as the defined benefit plan. In addition, the Bank also have other long-term employment benefit scheme for employees of the Bank under the previous name of "Bank of Asia Public Co., Ltd.," who joined the Bank prior to 16 May 2005 and have been employed for at least 15 years, the benefits of which are based on the latest month's salary and the number of years of service. Employees will receive half of this other long-term employment benefits when they resign or will receive it in full when they retire. The Bank treats these benefits to be other long-term defined benefit plan.

The defined benefit plan obligations are determined by a professionally qualified independent actuary using the projected unit credit method.

Actuarial gains and losses arising from the defined benefit plan and other long-term benefit plan are recognised in other comprehensive income or loss.

4.20 Lease

Right-of-use assets

The Bank and its subsidiaries recognise right-of-use assets at the commencement date of the lease (the date the underlying asset is available for use). Right-of-use assets are measured at cost, less any accumulated depreciation and impairment losses (if any), and adjusted for any remeasurement of lease liabilities. The cost

Notes to Financial Statements

For the years ended 31 December 2023 and 2022

of right-of-use assets includes the amount of lease liabilities recognised through initial measurement, initial direct costs incurred, and lease payments made at or before the commencement date, less any lease incentives received.

Unless the Bank and its subsidiaries are reasonably certain that it will obtain ownership of the leased asset at the end of the lease term, the recognised right-of-use assets are depreciated on a straight-line basis from the commencement date of the lease to the earlier of the end of the useful life of the right-of-use asset or the end of the lease term.

Lease liabilities

At the commencement date of the lease, the Bank and its subsidiaries recognise lease liabilities measured at the present value of the lease payments to be made over the lease term, discounted by the interest rate implicit in the lease or the Bank and its subsidiaries' incremental borrowing rate. After the commencement date, the amount of lease liabilities is increased to reflect the accretion of interest and reduced for the lease payments made. In addition, the carrying amount of lease liabilities is remeasured if there is a modification or reassessment.

Short-term leases and leases of low-value assets

Payments under leases that, have a lease term of 12 months or less at the commencement date, or are leases of low-value assets, are recognised as expenses on a straight-line basis over the lease term.

4.21 Share-based payments

The cost of the share-based payment plan of United Overseas Bank Limited ("major shareholder") will be invoiced by the major shareholder, and the Bank will record the invoiced amounts as a liability in statement of financial position, and recognise them as an expense in profit or loss over the vesting period as defined in the plan.

4.22 Income taxes

Income tax expenses represent the sum of corporate income taxes currently payable and deferred income taxes.

(a) Current income taxes

Current income taxes are provided in the accounts at the amount expected to be paid to the taxation authorities, based on taxable profits determined in accordance with tax legislation.

(b) Deferred income taxes

Deferred income taxes are provided on temporary differences between the tax bases of assets and liabilities and their carrying amounts at the end of each reporting period, using the tax rates enacted at the end of the reporting periods.

The Bank and its subsidiaries recognise deferred tax liabilities for all taxable temporary differences and recognise deferred tax assets for all deductible temporary differences including tax losses carried forward to the extent that it is probable that future taxable profit will be available against which such deductible temporary differences and tax losses carried forward can be utilised.

At each reporting date, the Bank and its subsidiaries review and reduce the carrying value of deferred tax assets to the extent that it is no longer probable that sufficient taxable profit will be available to allow all or a part of the deferred tax assets to be utilised.

The Bank and its subsidiaries record deferred tax directly to shareholders' equity if the taxes relate to items that are recorded directly to shareholders' equity.

4.23 Foreign currencies

The consolidated and separate financial statements are presented in Baht, which is also the Bank and its subsidiaries' functional currency. Items included in the consolidated financial statements of each entity are measured using that functional currency.

Transactions in foreign currencies are translated into Baht at the exchange rates ruling at the dates of the transactions. Monetary assets and liabilities denominated in foreign currencies and commitments, which are limited to forward exchange contracts and currency swap contracts, outstanding at the end of reporting periods are translated into Baht at the exchange rates ruling by the BOT at the end of reporting periods.

Gains and losses on exchange are recognised in profit or loss.

4.24 Fair value measurement

Fair value is the price that would be received to sell an asset or paid to transfer a liability in an orderly transaction between buyer and seller (market participants) at the measurement date. The Bank and its subsidiaries apply a quoted market price in an active market to measure their assets and liabilities that are required to be measured at fair value by relevant financial reporting standards, except when there is no active market of an identical asset or liability or when a quoted market price is not available, the Bank and its subsidiaries measure fair value using valuation technique that are appropriate in the circumstances and maximise the use of relevant observable inputs related to assets and liabilities that are required to be measured at fair value.

All assets and liabilities for which fair value is measured or disclosed in the financial statements are categorised within the fair value hierarchy into three levels based on categories of input to be used in fair value measurement as follows:

- Level 1 - Use of quoted market prices in an observable active market for such assets or liabilities
- Level 2 - Use of other observable inputs for such assets or liabilities, whether directly or indirectly
- Level 3 - Use of unobservable inputs such as estimates of future cash flows

At the end of each reporting period, the Bank and its subsidiaries determine whether transfers have occurred between levels within the fair value hierarchy for assets and liabilities held at the end of the reporting period that are measured at fair value on a recurring basis.

4.25 Business combinations

The Bank applies the acquisition method when the Bank assess that the acquired set of activities and assets include, at a minimum, an input and a substantive process that together significantly contribute to the ability to create output. The acquisition date is the date on which control is transferred to the Bank. Acquisition - related costs, such as legal fees, and other professional and consulting fees are expensed as incurred and including in administration expense.

Notes to Financial Statements

For the years ended 31 December 2023 and 2022

Goodwill is initially recorded at cost, which measured as the fair value of the consideration transferred less net fair value of the identifiable assets acquired and liabilities assumed, all measured as of the acquisition date. Any gain on bargain purchase is recognised in profit or loss immediately.

Consideration transferred is measured as the fair value of assets transferred, liabilities incurred by the Bank to the previous equity holders of the acquiree. Consideration transferred also includes the fair value of any contingent consideration.

A contingent liability of the acquiree is assumed in a business combination only if such a liability represents a present obligation and arises from a past event, and its fair value can be measured reliably.

5. Significant accounting judgements and estimates

The preparation of financial statements in conformity with Thai Financial Reporting Standards at times requires management to make subjective judgements and estimates regarding matters that are inherently uncertain. These judgements and estimates affect reported amounts and disclosures; and actual results could differ from these estimates. Significant judgements and estimates are as follows:

5.1 Recognition and derecognition of assets and liabilities

In considering whether to recognise or to derecognise assets or liabilities, the management is required to make judgement on whether risk and rewards of those assets or liabilities have been transferred, based on their best knowledge of the current events and arrangements.

5.2 Allowance for expected credit losses for loans to customers and accrued interest receivables, including loan commitments and financial guarantee contracts

The management is required to use judgement in estimation in determining the allowance for expected credit losses for loans to customers and accrued interest receivables, including loan commitments and financial guarantee contracts. The calculation of allowance for expected credit losses of the Bank and its subsidiaries based on the criteria of assessing if there has been a significant increase in credit risk, the development of complex expected credit losses model with a series of underlying assumptions, and estimation in 12-month forward looking loss rate including the choice of inputs the forecasted macroeconomic variables in the model. This estimation has various relevant factors; therefore, the actual results may differ from estimates.

5.3 Fair value of financial instruments

In determining the fair value of financial instruments recognised in the statement of financial position that are not actively traded and for which quoted market prices are not readily available, the management exercised judgement, using a variety of valuation techniques and models. The input to these models is taken from observable markets, and includes consideration of credit risk (the Bank and its counterparties), liquidity, correlation and long-term volatility of financial instruments. Change in assumptions about these factors could affect the fair value recognised in the statement of financial position and disclosure of fair value hierarchy.

5.4 Allowance for impairment on investments

The Bank and its subsidiaries treat investments as impaired when there has been a significant or prolonged decline in the fair value below its cost or where other objective evidence of impairment exists. The determination of what is "significant" or "prolonged" requires management's judgement.

5.5 Allowance for impairment on properties foreclosed

The Bank assesses allowance for impairment on properties foreclosed when their net realisable value is below their carrying value. The management uses judgement in estimating impairment loss, taking into account changes in the value of an asset, appraisal value, the type and quality of the asset, how long it is expected to take to dispose of the asset and changes in economic circumstances.

5.6 Premises and equipment and depreciation

In determining depreciation of premises and equipment, the management is required to make estimates of the useful lives and residual values of premises and equipment and to review estimate useful lives and residual values when circumstance changes.

The Bank measures land and buildings at revalued amounts. Fair value from revaluation is determined by independent appraisers using market approach for land and depreciated replacement cost approach for buildings. The valuation involves certain assumptions and estimates as described in Note 17 to the financial statements.

In addition, the management is required to consider premises and equipment for impairment at the end of reporting period and record impairment losses when it is determined that their recoverable amount is lower than the carrying amount. This requires judgements regarding forecast of future revenues and expenses relating to the assets subject to the review.

5.7 Leases

Determining the lease term with extension and termination options

In determining the lease term, the management is required to exercise judgement in assessing whether the Bank and its subsidiaries are reasonably certain to exercise the option to extend or terminate the lease considering all relevant facts and circumstances that create an economic incentive for the Bank and its subsidiaries to exercise either the extension or termination option.

Estimating the incremental borrowing rate

The Bank and its subsidiaries cannot readily determine the interest rate implicit in the lease, therefore, the management is required to exercise judgement in estimating its incremental borrowing rate to discount lease liabilities. The incremental borrowing rate is the rate of interest that the Bank and its subsidiaries would have to pay to borrow over a similar term, and with a similar security, the funds necessary to obtain an asset of a similar value to the right-of-use asset in a similar economic environment.

5.8 Goodwill and intangible assets

The initial recognition and measurement of goodwill and intangible assets, and subsequent impairment testing, require management to make estimates of cash flows to be generated by the asset or the cash-generating units and to choose a suitable discount rate in order to calculate the present value of those cash flows.

5.9 Deferred tax assets

Deferred tax assets are recognised for deductible temporary differences and unused tax losses to the extent that it is probable that taxable profit will be available against which the temporary differences and losses can be utilised. Significant management judgement is required to determine the amount of deferred tax assets that can be recognised, based upon the likely timing and level of estimate future taxable profits.

Notes to Financial Statements

For the years ended 31 December 2023 and 2022

5.10 Obligations under the defined benefit plan and other long-term benefit plan

Obligations under the defined benefit plan and other long-term benefit plan are determined based on actuarial techniques which involve, various assumptions, including discount rate, future salary incremental rate, staff turnover rate, mortality rate and inflation rates. Management exercises judgement to determine the appropriateness of these assumptions, based on their best knowledge of current events and arrangements.

5.11 Litigation

The Bank has contingent liabilities as a result of litigation. The Bank's management has used judgement to assess of the results of the litigation and recorded the estimated loss that may incur under contingent liabilities as at the end of reporting periods.

6. Business acquisition

On 28 January 2022, the Extraordinary General Meeting No. 1/2022 approved the Bank's acquisition of almost all the issued ordinary shares in Citicorp Leasing (Thailand) Company Limited from Citibank Overseas Investment Corporation, the consumer businesses and written-off receivables of Citibank, N.A., Bangkok Branch, and the acquisition of all account receivables of Citi Consumer Products (Thailand) Company Limited. ("Business Acquisition"), to reinforce the consumer banking business and support the opportunities to increase income from expanding the business operations and related service offerings between products (Cross-selling). On 26 August 2022, the Bank of Thailand announced the approval of the business acquisition transaction in the Government Gazette. On 23 September 2022, the Extraordinary General Meeting of Shareholders No. 2/2022, the Bank's shareholders approved the acceptance of the transfer of almost all ordinary shares of Citicorp Leasing (Thailand) Company Limited from Citibank Overseas Investment Corporation and acquired only the consumer businesses and written-off receivables of Citibank, N.A., Bangkok Branch.

Therefore, on 1 November 2022, the Bank received the transfer of ordinary shares of Citicorp Leasing (Thailand) Company Limited, accounting for 99.99% of the total outstanding shares, and the transfer of assets and liabilities from the consumer businesses of Citibank N.A., Bangkok Branch. In the meantime, UOB Services Asset Management Company Limited (formerly known as "UOB Services Company Limited", the company registered the name changed on 10 February 2022 and obtained approval from the BOT to operate asset management services on 25 October 2022), received the transfer of written-off receivables from Citibank, N.A., Bangkok Branch. The Bank and its subsidiary are paid an initial amount of Baht 61,144 million; as of the transfer date, major transferred assets and liabilities consisted of credit card loans, personal loans, other assets and deposits. As a result of the transfer of almost all ordinary shares, Citicorp Leasing (Thailand) Company Limited became a wholly owned subsidiary of the Bank, changed its name to UOB Capital Services Company Limited, and registered the name change with the Ministry of Commerce on 1 November 2022. Citicorp Leasing (Thailand) Company Limited was incorporated as a limited company under Thai law and has been operating its business in Thailand. Its principal business is providing financial services, including loans, hire purchase, non-life and life insurance broker services.

On 15 March 2023, the Bank approved and finalised the final price of the business acquisition, amounting to Baht 61,451 million. Consequently, the Bank recorded an adjustment to increase the identifiable assets acquired and liabilities assumed. The adjustment amount was already paid on 23 March 2023.

The Bank engaged independent valuers to appraise the fair value of identifiable assets acquired and liabilities assumed. During the year 2023, the independent valuers has completed the fair value assessment. The following summarises recognised amounts of assets acquired and liabilities assumed at the acquisition date:

a) Acquisition of the Consumer business of Citibank, N.A., Bangkok Branch

	Fair value		(Unit: Million Baht)
	As at 31 December		Increase
	2023	2022	(decrease)
Assets:			
Cash	7,376	7,376	-
Loans to customers and accrued interest receivables - net	71,682	71,735	(53)
Intangible assets - net	4,010	3,469	541
Other assets - net	1,292	1,199	93
Liabilities:			
Deposits	(31,414)	(31,414)	-
Other liabilities	(7,435)	(7,624)	189
Total identifiable net assets	45,511	44,741	770
Add: Goodwill	7,603	8,112	(509)
Purchase consideration transferred	53,114	52,853	261

Notes to Financial Statements

For the years ended 31 December 2023 and 2022

b) Acquisition of ordinary shares of Citicorp Leasing (Thailand) Limited

	Fair value		(Unit: Million Baht)
	As at 31 December		Increase
	2023	2022	(decrease)
Assets:			
Interbank and money market items - net	877	877	-
Loans to customers and accrued interest receivables - net	19,518	19,518	-
Intangible assets - net	790	760	30
Other assets - net	1,024	1,004	20
Liabilities:			
Interbank and money market items	(15,620)	(15,620)	-
Debt issued and borrowings	(1,999)	(1,999)	-
Other liabilities	(862)	(794)	(68)
Total identifiable net assets	3,728	3,746	(18)
Add: Goodwill	3,609	3,545	64
Purchase consideration transferred	7,337	7,291	46

c) Acquisition of written-off receivables of Citibank, N.A., Bangkok Branch

	Fair value		(Unit: Million Baht)
	As at 31 December		Increase
	2023	2022	(decrease)
Assets:			
Written-off receivables	1,000	1,000	-
Total identifiable net assets	1,000	1,000	-
Add: Goodwill	-	-	-
Purchase consideration transferred	1,000	1,000	-

Business acquisition-related costs

The Bank and its subsidiary had business acquisition-related costs, totalling Baht 247 million, which were recorded in the administrative expenses account in the consolidated statement of income for the year ended 31 December 2022.

7. Regulatory rule related to capital fund and Liquidity Coverage Ratio (LCR) Disclosure Standards

7.1 Regulatory rule related to capital fund

According to the BOT's Notification Sor Nor Sor 4/2556, Sor Nor Sor 5/2556, Sor Nor Sor 14/2562 and Sor Nor Sor 15/2562, commercial banks are required to disclose certain additional capital information for their position. The Bank will disclose such information as at 31 December 2023 in its website (www.uob.co.th) by the end of April 2024. The Bank disclosed such information as at 31 December 2022 on 27 April 2023.

7.2 Regulatory rule related to Liquidity Coverage Ratio (LCR) Disclosure Standards

According to the BOT's Notification Sor Nor Sor 2/2561, commercial banks are required to disclose certain information for Liquidity Coverage Ratio (LCR). The Bank will disclose such information for the second half of the year 2023 in its website (www.uob.co.th) by the end of April 2024. The Bank disclosed such information for the first half of the year 2023 on 26 October 2023.

Notes to Financial Statements

For the years ended 31 December 2023 and 2022

8. Classification of financial assets and liabilities

(Unit: Million Baht)

Consolidated financial statements						
As at 31 December 2023						
	Financial instruments measured at fair value through profit or loss	Financial instruments designated to be measured at fair value through profit or loss	Financial instruments measured at fair value through other comprehensive income	Investments in equity securities designated to be measured at fair value through other comprehensive income	Financial instruments measured at amortised cost	Total
Financial assets						
Cash	-	-	-	-	3,458	3,458
Interbank and money market items - net	-	-	881	-	84,567	85,448
Financial assets measured at fair value through profit or loss	7,650	-	-	-	-	7,650
Derivatives assets	12,793	-	-	-	-	12,793
Investments - net	-	-	75,286	78	32,143	107,507
Loans to customers and accrued interest receivables - net	-	-	-	-	618,182	618,182
Deposits	-	-	-	-	3,880	3,880
Other assets - net	-	-	-	-	6,288	6,288
Total financial assets	20,443	-	76,167	78	748,518	845,206
Financial liabilities						
Deposits	-	-	-	-	678,360	678,360
Interbank and money market items	-	-	-	-	38,848	38,848
Liabilities payable on demand	-	-	-	-	3,240	3,240
Financial liabilities measured at fair value through profit or loss	-	528	-	-	-	528
Derivatives liabilities	11,734	-	-	-	-	11,734
Debt issued and borrowings	11,052	-	-	-	34,603	45,655
Lease liabilities	-	-	-	-	435	435
Provision for other liabilities	-	-	-	-	1,011	1,011
Accrued expenses	-	-	-	-	7,390	7,390
Guarantee deposits	-	-	-	-	5,372	5,372
Other liabilities	-	-	-	-	9,551	9,551
Total financial liabilities	22,786	528	-	-	778,810	802,124

(Unit: Million Baht)

Consolidated financial statements

As at 31 December 2022

	Financial instruments measured at fair value through profit or loss	Financial instruments designated to be measured at fair value through profit or loss	Financial instruments measured at fair value through other comprehensive income	Investments in equity securities designated to be measured at fair value through other comprehensive income	Financial instruments measured at amortised cost	Total
Financial assets						
Cash	-	-	-	-	3,025	3,025
Interbank and money market items - net	-	-	510	-	116,617	117,127
Financial assets measured at fair value through profit or loss	3,554	-	-	-	-	3,554
Derivatives assets	11,420	-	-	-	-	11,420
Investments - net	-	-	50,519	79	32,007	82,605
Loans to customers and accrued interest receivables - net	-	-	-	-	575,820	575,820
Deposits	-	-	-	-	5,374	5,374
Other assets - net	-	-	-	-	4,499	4,499
Total financial assets	14,974	-	51,029	79	737,342	803,424
Financial liabilities						
Deposits	-	-	-	-	643,601	643,601
Interbank and money market items	-	-	-	-	54,653	54,653
Liabilities payable on demand	-	-	-	-	2,706	2,706
Financial liabilities measured at fair value through profit or loss	-	50	-	-	-	50
Derivatives liabilities	11,465	-	-	-	-	11,465
Debt issued and borrowings	11,084	-	-	-	19,735	30,819
Lease liabilities	-	-	-	-	460	460
Provision for other liabilities	-	-	-	-	1,092	1,092
Accrued expenses	-	-	-	-	6,069	6,069
Guarantee deposits	-	-	-	-	3,810	3,810
Other liabilities	-	-	-	-	8,285	8,285
Total financial liabilities	22,549	50	-	-	740,411	763,010

Notes to Financial Statements

For the years ended 31 December 2023 and 2022

(Unit: Million Baht)

Separate financial statements

As at 31 December 2023

	Financial instruments measured at fair value through profit or loss	Financial instruments designated to be measured at fair value through profit or loss	Financial instruments measured at fair value through other comprehensive income	Investments in equity securities designated to be measured at fair value through other comprehensive income	Financial instruments measured at amortised cost	Total
Financial assets						
Cash	-	-	-	-	3,458	3,458
Interbank and money market items - net	-	-	881	-	83,978	84,859
Financial assets measured at fair value through profit or loss	7,650	-	-	-	-	7,650
Derivatives assets	12,793	-	-	-	-	12,793
Investments - net	-	-	75,286	78	32,143	107,507
Loans to customers and accrued interest receivables - net	-	-	-	-	600,803	600,803
Deposits	-	-	-	-	3,813	3,813
Other assets - net	-	-	-	-	6,005	6,005
Total financial assets	20,443	-	76,167	78	730,200	826,888
Financial liabilities						
Deposits	-	-	-	-	678,875	678,875
Interbank and money market items	-	-	-	-	29,848	29,848
Liabilities payable on demand	-	-	-	-	3,240	3,240
Financial liabilities measured at fair value through profit or loss	-	528	-	-	-	528
Derivatives liabilities	11,734	-	-	-	-	11,734
Debt issued and borrowings	11,052	-	-	-	29,735	40,787
Lease liabilities	-	-	-	-	353	353
Provision for other liabilities	-	-	-	-	1,011	1,011
Accrued expenses	-	-	-	-	7,107	7,107
Guarantee deposits	-	-	-	-	5,372	5,372
Other liabilities	-	-	-	-	9,269	9,269
Total financial liabilities	22,786	528	-	-	764,810	788,124

(Unit: Million Baht)

Separate financial statements

As at 31 December 2022

	Financial instruments measured at fair value through profit or loss	Financial instruments designated to be measured at fair value through profit or loss	Financial instruments measured at fair value through other comprehensive income	Investments in equity securities designated to be measured at fair value through other comprehensive income	Financial instruments measured at amortised cost	Total
Financial assets						
Cash	-	-	-	-	3,025	3,025
Interbank and money market items - net	-	-	510	-	115,743	116,253
Financial assets measured at fair value through profit or loss	3,554	-	-	-	-	3,554
Derivatives assets	11,420	-	-	-	-	11,420
Investments - net	-	-	50,519	79	32,007	82,605
Loans to customers and accrued interest receivables - net	-	-	-	-	558,158	558,158
Deposits	-	-	-	-	5,325	5,325
Other assets - net	-	-	-	-	4,143	4,143
Total financial assets	14,974	-	51,029	79	718,401	784,483
Financial liabilities						
Deposits	-	-	-	-	644,008	644,008
Interbank and money market items	-	-	-	-	41,853	41,853
Liabilities payable on demand	-	-	-	-	2,706	2,706
Financial liabilities measured at fair value through profit or loss	-	50	-	-	-	50
Derivatives liabilities	11,465	-	-	-	-	11,465
Debt issued and borrowings	11,084	-	-	-	17,735	28,819
Lease liabilities	-	-	-	-	402	402
Provision for other liabilities	-	-	-	-	1,092	1,092
Accrued expenses	-	-	-	-	5,765	5,765
Guarantee deposits	-	-	-	-	3,810	3,810
Other liabilities	-	-	-	-	8,119	8,119
Total financial liabilities	22,549	50	-	-	725,490	748,089

Notes to Financial Statements

For the years ended 31 December 2023 and 2022

9. Interbank and money market items (Assets)

(Unit: Million Baht)

	Consolidated financial statements					
	As at 31 December					
	2023			2022		
	On demand	Term	Total	On demand	Term	Total
Domestic items						
The Bank of Thailand and the Financial Institutions Development Fund	7,186	-	7,186	10,164	-	10,164
Commercial banks	10,794	34,695	45,489	8,931	57,505	66,436
Specialised Financial Institutions	-	22,000	22,000	-	31,000	31,000
Other financial institutions	70	6,058	6,128	29	4,722	4,751
Total	18,050	62,753	80,803	19,124	93,227	112,351
Add: Accrued interest receivables and undue interest receivables	-	27	27	-	12	12
Less: Deferred revenue	-	(20)	(20)	-	(1)	(1)
Allowance for expected credit losses	(28)	(27)	(55)	(26)	(32)	(58)
Total domestic items	18,022	62,733	80,755	19,098	93,206	112,304
Foreign items						
US Dollar	2,446	342	2,788	1,289	1,270	2,559
Yen	127	-	127	67	-	67
Euro	35	-	35	48	737	785
Other currencies	1,229	515	1,744	622	794	1,416
Total	3,837	857	4,694	2,026	2,801	4,827
Add: Accrued interest receivables and undue interest receivables	-	2	2	-	1	1
Less: Deferred revenue	-	-	-	-	(1)	(1)
Allowance for expected credit losses	(3)	-	(3)	(4)	-	(4)
Total foreign items	3,834	859	4,693	2,022	2,801	4,823
Total domestic and foreign items	21,856	63,592	85,448	21,120	96,007	117,127

(Unit: Million Baht)

Separate financial statements

	As at 31 December					
	2023			2022		
	On demand	Term	Total	On demand	Term	Total
Domestic items						
The Bank of Thailand and the Financial Institutions Development Fund	7,186	-	7,186	10,164	-	10,164
Commercial banks	10,205	34,695	44,900	8,057	57,505	65,562
Specialised Financial Institutions	-	22,000	22,000	-	31,000	31,000
Other financial institutions	70	6,058	6,128	29	4,722	4,751
Total	17,461	62,753	80,214	18,250	93,227	111,477
Add: Accrued interest receivables and undue interest receivables	-	27	27	-	12	12
Less: Deferred revenue	-	(20)	(20)	-	(1)	(1)
Allowance for expected credit losses	(28)	(27)	(55)	(26)	(32)	(58)
Total domestic items	17,433	62,733	80,166	18,224	93,206	111,430
Foreign items						
US Dollar	2,446	342	2,788	1,289	1,270	2,559
Yen	127	-	127	67	-	67
Euro	35	-	35	48	737	785
Other currencies	1,229	515	1,744	622	794	1,416
Total	3,837	857	4,694	2,026	2,801	4,827
Add: Accrued interest receivables and undue interest receivables	-	2	2	-	1	1
Less: Deferred revenue	-	-	-	-	(1)	(1)
Allowance for expected credit losses	(3)	-	(3)	(4)	-	(4)
Total foreign items	3,834	859	4,693	2,022	2,801	4,823
Total domestic and foreign items	21,267	63,592	84,859	20,246	96,007	116,253

Notes to Financial Statements

For the years ended 31 December 2023 and 2022

10. Financial assets measured at fair value through profit or loss

	(Unit: Million Baht)	
	Consolidated and separate financial statements	
	As at 31 December	
	2023	2022
Government and state enterprises securities	3,966	518
Bill of exchange	3,684	3,036
Total financial assets measured at fair value through profit or loss	7,650	3,554

11. Derivatives assets/liabilities

11.1 Derivatives held for trading

As at 31 December 2023 and 2022, the Bank has notional amounts and fair value of derivatives held for trading classified by type of risk as follows:

Type of risk	(Unit: Million Baht)									
	Consolidated and separate financial statements									
	As at 31 December									
	2023					2022				
	Fair Value		Notional amounts classified by remaining maturity			Fair Value		Notional amounts classified by remaining maturity		
	Assets	Liabilities	Up to 1 year*	Over 1 year	Total	Assets	Liabilities	Up to 1 year*	Over 1 year	Total
Foreign exchange	11,501	10,616	744,366	95,754	840,120	9,996	10,267	431,843	27,426	459,269
Interest rate	1,210	1,022	116,557	165,718	282,275	1,224	1,079	32,425	118,549	150,974
Bond forward	7	18	300	-	300	17	-	-	300	300
Commodity derivatives	82	80	1,171	579	1,750	146	143	1,842	-	1,842
Credit/Debit value adjustments (CVA/DVA)	(80)	(29)	-	-	-	(68)	(34)	-	-	-
Total	12,720	11,707	862,394	262,051	1,124,445	11,315	11,455	466,110	146,275	612,385

* Including derivatives have maturity at call.

11.2 Derivatives held for hedging

As at 31 December 2023 and 2022, hedging instrument classified by type of hedging and risk are detailed as follows:

Fair value hedges

The amounts relating to items designated as hedged items under fair value hedges are as follows:

(Unit: Million Baht)

Consolidated and separate financial statements				
31 December 2023				
Type of risk	Carrying amount		Accumulated amount of fair value adjustments on the hedged items	
	Assets	Liabilities	Assets	Liabilities
Interest rate risk				
THB fixed-rate debt issued	-	11,052	-	52

(Unit: Million Baht)

Consolidated and separate financial statements				
31 December 2022				
Type of risk	Carrying amount		Accumulated amount of fair value adjustments on the hedged items	
	Assets	Liabilities	Assets	Liabilities
Interest rate risk				
THB fixed-rate debt issued	-	11,084	-	84

The amounts relating to items designated as hedging instruments under fair value hedges are as follows:

(Unit: Million Baht)

Consolidated and separate financial statements			
31 December 2023			
Type of risk	Notional amounts	Fair value	
		Assets	Liabilities
Interest rate risk			
Interest rate swap	11,000	73	27

Notes to Financial Statements

For the years ended 31 December 2023 and 2022

(Unit: Million Baht)

Consolidated and separate financial statements			
31 December 2022			
Type of risk	Notional amounts	Fair value	
		Assets	Liabilities
Interest rate risk			
Interest rate swap	11,000	105	10

The below table sets out the outcome of the Bank's hedging strategy, set out in Note 4.6 to the consolidated financial statements, in particular, to changes in the fair value of the hedged items and hedging instruments during the year, used as the basis for recognising ineffectiveness:

(Unit: Million Baht)

Consolidated and separate financial statements				
For the year ended 31 December 2023				
Type of risk		Gains (losses) attributable to the hedged risk		Change in fair value used for measuring ineffectiveness
Hedged items	Hedging instruments	Hedged items	Hedging instruments	
Interest rate risk				
THB fixed-rate debt issue	Interest rate swap	32	(32)	-

(Unit: Million Baht)

Consolidated and separate financial statements				
For the year ended 31 December 2022				
Type of risk		Gains (losses) attributable to the hedged risk		Change in fair value used for measuring ineffectiveness
Hedged items	Hedging instruments	Hedged items	Hedging instruments	
Interest rate risk				
THB fixed-rate debt issue	Interest rate swap	(84)	84	-

12. Investments

12.1 Classified by types of investment

As at 31 December 2023 and 2022, the Bank has investments, as follows:

	(Unit: Million Baht)	
	Consolidated and separate financial statements	
	As at 31 December	
	2023	2022
	Fair value/ Amortised cost	Fair value Amortised cost
Investments in debt securities measured at amortised cost		
Government and state enterprises securities	32,161	32,028
Less: Allowance for expected credit losses	(18)	(21)
Total	32,143	32,007
Investments in debt securities measured at fair value through other comprehensive income		
Government and state enterprises securities	75,286	50,519
Total	75,286	50,519
Allowance for expected credit losses	(43)	(39)
Investments in equity securities designated to be measured at fair value through other comprehensive income		
Non-marketable domestic equity securities	75	76
Non-marketable foreign equity securities	3	3
Total	78	79
Investments - net	107,507	82,605

Notes to Financial Statements

For the years ended 31 December 2023 and 2022

12.2 Investments in equity securities designated to be measured at fair value through other comprehensive income

(Unit: Million Baht)

	Consolidated and separate financial statements			
	Fair value		Dividend income	
	As at 31 December		For the years ended 31 December	
	2023	2022	2023	2022
Non-marketable domestic equity securities	75	76	16	11
Non-marketable foreign equity securities	3	3	-	-
Total	78	79	16	11

As at 31 December 2023 and 2022, the Bank has no commitments to purchase debt securities (31 December 2022: nil) and has commitments to sell debt securities of Baht 205 million (31 December 2022: Baht 149 million).

For the year ended 31 December 2023, the Bank has disposed equity investments designated to be measured at fair value through other comprehensive income of Baht 4 million (2022: Baht 10 million).

13. Investments in subsidiaries

Company's name	Nature of business	Type of security	Separate financial statements							
			Paid-up share capital		Percentage of shareholding		Investments stated under cost method		Dividend income recognised	
			As at 31 December	As at 31 December	As at 31 December	As at 31 December	As at 31 December	For the years ended 31 December		
			2023	2022	2023	2022	2023	2022	2023	2022
			(Million Baht)	(Million Baht)	(%)	(%)	(Million Baht)	(Million Baht)	(Million Baht)	(Million Baht)
Subsidiaries										
UOB Services Asset Management Co., Ltd.	Debt collection and asset management services	Ordinary shares	60	60	99.99	99.99	60	60	500	-
UOB Capital Services Co., Ltd.	Personal loans	Ordinary shares	3,324	3,324	99.99	99.99	8,537	8,491	-	-

Notes to Financial Statements

For the years ended 31 December 2023 and 2022

14. Loans to customers and accrued interest receivables

14.1 Classified by loan types

	(Unit: Million Baht)	
	Consolidated financial statements	
	As at 31 December	
	2023	2022
Overdrafts	13,843	14,795
Loans	481,266	453,793
Trade bills	131,154	113,489
Hire-purchase receivables	5	41
Financial lease receivables	155	321
Others	3,243	5,213
Less: Deferred revenue	(113)	(129)
Loans to customers, net of deferred revenue	629,553	587,523
Add: Accrued interest receivables	7,585	5,804
Loans to customers, net of deferred revenue, and accrued interest receivables	637,138	593,327
Less: Allowance for expected credit losses	(18,956)	(17,507)
Loans to customers and accrued interest receivables - net	618,182	575,820

	(Unit: Million Baht)	
	Separate financial statements	
	As at 31 December	
	2023	2022
Overdrafts	13,843	14,795
Loans	462,818	435,141
Trade bills	131,154	113,489
Hire-purchase receivables	5	41
Financial lease receivables	155	321
Others	3,243	5,213
Less: Deferred revenue	(113)	(129)
Loans to customers, net of deferred revenue	611,105	568,871
Add: Accrued interest receivables	7,353	5,598
Loans to customers, net of deferred revenue, and accrued interest receivables	618,458	574,469
Less: Allowance for expected credit losses	(17,655)	(16,311)
Loans to customers and accrued interest receivables - net	600,803	558,158

14.2 Classified by currencies and debtors' residency

(Unit: Million Baht)

Consolidated financial statements

As at 31 December

	2023			2022		
	Domestic	Overseas	Total	Domestic	Overseas	Total
Baht	606,630	3,198	609,828	560,712	2,822	563,534
US Dollar	13,728	3,835	17,563	17,004	3,575	20,579
Other currencies	560	1,602	2,162	721	2,689	3,410
Loans to customers, net of deferred revenue	620,918	8,635	629,553	578,437	9,086	587,523

(Unit: Million Baht)

Separate financial statements

As at 31 December

	2023			2022		
	Domestic	Overseas	Total	Domestic	Overseas	Total
Baht	588,182	3,198	591,380	542,060	2,822	544,882
US Dollar	13,728	3,835	17,563	17,004	3,575	20,579
Other currencies	560	1,602	2,162	721	2,689	3,410
Loans to customers, net of deferred revenue	602,470	8,635	611,105	559,785	9,086	568,871

Notes to Financial Statements

For the years ended 31 December 2023 and 2022

14.3 Classified by loan classification

(Unit: Million Baht)

	Consolidated financial statements			
	As at 31 December			
	2023		2022	
	Loans to customers and accrued interest receivables	Allowance for expected credit losses	Loans to customers and accrued interest receivables	Allowance for expected credit losses
Financial assets where there has not been a significant increase in credit risk (Performing)	586,815	4,602	540,947	5,287
Financial assets where there has been a significant increase in credit risk (Under-Performing)	29,193	4,212	31,469	3,813
Financial assets that are credit-impaired (Non-Performing)	21,130	10,142	19,933	8,364
Financial assets that are credit impaired at purchased or originated credit-impaired	-	-	978	43
Total	637,138	18,956	593,327	17,507

(Unit: Million Baht)

	Separate financial statements			
	As at 31 December			
	2023		2022	
	Loans to customers and accrued interest receivables	Allowance for expected credit losses	Loans to customers and accrued interest receivables	Allowance for expected credit losses
Financial assets where there has not been a significant increase in credit risk (Performing)	569,789	4,311	524,318	4,842
Financial assets where there has been a significant increase in credit risk (Under-Performing)	27,924	3,444	30,422	3,208
Financial assets that are credit-impaired (Non-Performing)	20,745	9,900	19,686	8,218
Financial assets that are credit impaired at purchased or originated credit-impaired	-	-	43	43
Total	618,458	17,655	574,469	16,311

Due to the first time adoption of TFRS 9, on 1 January 2020 the Bank had an excess allowance which was the difference between the allowance for doubtful accounts determined based on the prior year's accounting policy and the allowance for expected credit losses determined under TFRS 9. The Bank notified the Bank of Thailand in its letter dated 2 October 2020 that the Coronavirus 2019 (COVID-19) outbreak and debt relief measures to assist debtors during the COVID-19 situation had significantly affected and requiring the Bank to set aside additional loan loss provisions. The Bank, therefore, notified the BOT to maintain the remained existing excess provision as at 30 September 2020 until COVID-19 pandemic situation relief. However, the Bank will manage by reducing the excess provision to be completed within 5 years in order to comply with the requirements of the BOT.

Subsequently, The Bank notified the Bank of Thailand in its letter dated 20 October 2022 that the Coronavirus 2019 (COVID-19) pandemic relief and requiring the Bank to change the excess provision guidelines by reducing all excess provision as at 30 September 2022 amounting to Baht 1,010 million and reclassified to Management Overlay in November 2022 according to the Bank's TFRS9 policy.

During the year 2021, the Federation of Accounting Professions announced on Accounting Guidance on Guidelines regarding the Provision of Financial Assistance to Debtors Affected by COVID-19 that is effective for financial statements with fiscal year beginning on or after 1 January 2022. The Accounting Guidance is effective for entities providing assistance to debtors impacted by COVID-19 that provided such assistance to such debtors between 1 January 2022 and 31 December 2023 or until the Bank of Thailand makes changes, with which the entities are to comply.

Notes to Financial Statements

For the years ended 31 December 2023 and 2022

During the years 2022 and 2023, the Bank has entered into the scheme to provide assistance to affected debtors and has applied the Accounting Guidance on the Guidelines regarding the Provision of Financial Assistance to Debtors Affected by COVID-19 (sustainable debt resolution issued by the Federation of Accounting Professions ("TFAC")). As at 31 December 2023, the Bank's outstanding loan balances under the 1st type of financial assistance amounting to Baht 16,810 million (31 December 2022: Baht 11,114 million) and the 2nd type of financial assistance amounting to Baht 18,003 million (31 December 2022: Baht 21,536 million).

14.4 Hire-purchase/financial lease receivables

As at 31 December 2023, the Bank has receivables under hire-purchase/financial lease agreements net of deferred revenue amounting to Baht 154 million (31 December 2022: Baht 343 million), which are mostly for vehicles and machines. The terms of the agreements are generally between 1 - 10 years and a majority of them charged fixed rates of interest.

(Unit: Million Baht)					
Consolidated and separate financial statements					
As at 31 December 2023					
Amounts due under hire-purchase/ financial lease agreements					
	Less than 1 year	1 - 5 years	Over 5 years	Financial assets that are credit impaired	Total
Gross investments under hire-purchase/ financial lease agreements	97	59	-	4	160
Less: Deferred revenue*					(6)
Present value of minimum payments required under hire-purchase/ financial lease agreements					154
Less: Allowance for expected credit losses					(9)
Hire-purchase/financial lease receivables - net					145

* After deduction of deferred commission and initial direct costs on hire-purchases (if any)

(Unit: Million Baht)

Consolidated and separate financial statements

As at 31 December 2022

Amounts due under hire-purchase/
financial lease agreements

	Less than 1 year	1 - 5 years	Over 5 years	Financial assets that are credit impaired	Total
Gross investments under hire-purchase/ financial lease agreements	152	185	-	25	362
Less: Deferred revenue*					(19)
Present value of minimum payments required under hire-purchase/ financial lease agreements					343
Less: Allowance for expected credit losses					(35)
Hire-purchase/financial lease receivables - net					308

* After deduction of deferred commission and initial direct costs on hire-purchases (if any)

Notes to Financial Statements

For the years ended 31 December 2023 and 2022

15. Allowance for expected credit losses

(Unit: Million Baht)

Consolidated financial statements					
As at 31 December 2023					
	Financial assets where there has not been a significant increase in credit risk (12-mth ECL)	Financial assets where there has been a significant increase in credit risk (Lifetime ECL - not credit impaired)	Financial assets that are credit-impaired (Lifetime ECL - credit impaired)	Financial assets that are credit impaired at purchased or originated credit impaired	Total
Interbank and money market items (assets)					
Beginning balance	62	-	-	-	62
Changes due to revaluation of allowance for credit losses	(4)	-	-	-	(4)
Ending balance	58	-	-	-	58
Investments in debt securities measured at amortised cost					
Beginning balance	21	-	-	-	21
Changes due to revaluation of allowance for credit losses	(3)	-	-	-	(3)
Ending balance	18	-	-	-	18
Investments in debt securities measured at fair value through other comprehensive income					
Beginning balance	39	-	-	-	39
Changes due to revaluation of allowance for credit losses	4	-	-	-	4
Ending balance	43	-	-	-	43
Loans to customers and accrued interest receivables					
Beginning balance	5,287	3,813	8,364	43	17,507
Changes due to changes in stages	(91)	1,278	(1,187)	-	-
Changes due to revaluation of allowance for credit losses	(1,354)	(1,906)	7,009	(43)	3,706
New financial assets purchased or acquired	917	1,151	500	-	2,568
Bad debt written-off	-	-	(4,544)	-	(4,544)
Others	(157)	(124)	-	-	(281)
Ending balance	4,602	4,212	10,142	-	18,956

(Unit: Million Baht)

Consolidated financial statements

As at 31 December 2022

	Financial assets where there has not been a significant increase in credit risk (12-mth ECL)	Financial assets where there has been a significant increase in credit risk (Lifetime ECL - not credit impaired)	Financial assets that are credit-impaired (Lifetime ECL - credit impaired)	Financial assets that are credit impaired at purchased or originated credit impaired	Excess allowance	Total
Interbank and money market items (assets)						
Beginning balance	38	-	-	-	-	38
Changes due to revaluation of allowance for credit losses	24	-	-	-	-	24
Ending balance	62	-	-	-	-	62
Investments in debt securities measured at amortised cost						
Beginning balance	-	-	-	-	-	-
New financial assets purchased or acquired	21	-	-	-	-	21
Ending balance	21	-	-	-	-	21
Investments in debt securities measured at fair value through other comprehensive income						
Beginning balance	55	-	-	-	-	55
Changes due to revaluation of allowance for credit losses	(16)	-	-	-	-	(16)
Ending balance	39	-	-	-	-	39
Loans to customers and accrued interest receivables						
Beginning balance	3,259	2,516	6,017	43	1,010	12,845
Acquired from business acquisition	1,643	2,302	988	-	-	4,933
Changes due to changes in stages	296	(411)	115	-	-	-
Changes due to revaluation of allowance for credit losses	(691)	(858)	3,347	-	-	1,798
New financial assets purchased or acquired	825	433	68	-	-	1,326
Bad debt written-off	-	-	(2,171)	-	-	(2,171)
Amortisation of excess allowance	-	-	-	-	(1,010)	(1,010)
Others	(45)	(169)	-	-	-	(214)
Ending balance	5,287	3,813	8,364	43	-	17,507

Notes to Financial Statements

For the years ended 31 December 2023 and 2022

(Unit: Million Baht)

Separate financial statements					
As at 31 December 2023					
	Financial assets where there has not been a significant increase in credit risk (12-mth ECL)	Financial assets where there has been a significant increase in credit risk (Lifetime ECL - not credit impaired)	Financial assets that are credit-impaired (Lifetime ECL - credit impaired)	Financial assets that are credit impaired at purchased or originated credit impaired	Total
Interbank and money market items (assets)					
Beginning balance	62	-	-	-	62
Changes due to revaluation of allowance for credit losses	(4)	-	-	-	(4)
Ending balance	58	-	-	-	58
Investments in debt securities measured at amortised cost					
Beginning balance	21	-	-	-	21
Changes due to revaluation of allowance for credit losses	(3)	-	-	-	(3)
Ending balance	18	-	-	-	18
Investments in debt securities measured at fair value through other comprehensive income					
Beginning balance	39	-	-	-	39
Changes due to revaluation of allowance for credit losses	4	-	-	-	4
Ending balance	43	-	-	-	43
Loans to customers and accrued interest receivables					
Beginning balance	4,842	3,208	8,218	43	16,311
Changes due to changes in stages	(6)	974	(968)	-	-
Changes due to revaluation of allowance for credit losses	(1,048)	(1,424)	6,433	(43)	3,918
New financial assets purchased or acquired	680	810	412	-	1,902
Bad debt written-off	-	-	(4,195)	-	(4,195)
Others	(157)	(124)	-	-	(281)
Ending balance	4,311	3,444	9,900	-	17,655

(Unit: Million Baht)

Separate financial statements

As at 31 December 2022

	Financial assets where there has not been a significant increase in credit risk (12-mth ECL)	Financial assets where there has been a significant increase in credit risk (Lifetime ECL - not credit impaired)	Financial assets that are credit-impaired (Lifetime ECL - credit impaired)	Financial assets that are credit impaired at purchased or originated credit impaired	Excess allowance	Total
Interbank and money market items (assets)						
Beginning balance	38	-	-	-	-	38
Changes due to revaluation of allowance for credit losses	24	-	-	-	-	24
Ending balance	62	-	-	-	-	62
Investments in debt securities measured at amortised cost						
Beginning balance	-	-	-	-	-	-
New financial assets purchased or acquired	21	-	-	-	-	21
Ending balance	21	-	-	-	-	21
Investments in debt securities measured at fair value through other comprehensive income						
Beginning balance	55	-	-	-	-	55
Changes due to revaluation of allowance for credit losses	(16)	-	-	-	-	(16)
Ending balance	39	-	-	-	-	39
Loans to customers and accrued interest receivables						
Beginning balance	3,259	2,516	6,017	43	1,010	12,845
Acquired from business acquisition	1,196	1,705	831	-	-	3,732
Changes due to changes in stages	296	(411)	115	-	-	-
Changes due to revaluation of allowance for credit losses	(600)	(858)	3,347	-	-	1,889
New financial assets purchased or acquired	736	425	79	-	-	1,240
Bad debt written-off	-	-	(2,171)	-	-	(2,171)
Amortisation of excess allowance	-	-	-	-	(1,010)	(1,010)
Others	(45)	(169)	-	-	-	(214)
Ending balance	4,842	3,208	8,218	43	-	16,311

Notes to Financial Statements

For the years ended 31 December 2023 and 2022

16. Properties foreclosed

Properties foreclosed represent properties obtained from debtors as a result of debt restructuring or properties obtained as a result of a successful bid for the mortgaged assets of debtors at auction including the owned premises of the closed branches awaiting for sale.

Under the debt restructuring agreements, in cases the debtors restructure their debts by means of asset swap, the Bank grants buy-back rights or first refusal rights to certain debtors for a certain period, at prices as agreed in the debt restructuring agreements. The buy-back prices are normally agreed to be the transfer prices of the properties on the restructuring dates or plus interest.

As at 31 December 2023 and 2022, properties foreclosed are summarised as follows:

(Unit: Million Baht)				
Consolidated and separate financial statements				
For the year ended 31 December 2023				
Type of properties foreclosed	Beginning balance	Addition	Disposal	Ending balance
Assets transferred in settlement of debts and assets from successful bids				
Immovable	2,024	46	(37)	2,033
Movable	-	-	-	-
Total properties foreclosed	2,024	46	(37)	2,033
Less: Allowance for impairment	(1,860)	-	-	(1,860)
Properties foreclosed - net	164	46	(37)	173

(Unit: Million Baht)				
Consolidated and separate financial statements				
For the year ended 31 December 2022				
Type of properties foreclosed	Beginning balance	Addition	Disposal	Ending balance
Assets transferred in settlement of debts and assets from successful bids				
Immovable	2,020	44	(40)	2,024
Movable	-	-	-	-
Total properties foreclosed	2,020	44	(40)	2,024
Less: Allowance for impairment	(1,860)	-	-	(1,860)
Properties foreclosed - net	160	44	(40)	164

As at 31 December 2023 and 2022, costs of immovable properties foreclosed were classified by external and internal appraisers as follows:

	(Unit: Million Baht)	
	Consolidated and separate financial statements	
	As at 31 December	
	2023	2022
Properties foreclosed - immovable		
Appraised by external appraisers	2,033	2,024
Appraised by internal appraisers	-	-
Total	2,033	2,024

Notes to Financial Statements

For the years ended 31 December 2023 and 2022

17. Premises and equipment

17.1 Movements

	(Unit: Million Baht)				
	Consolidated financial statements				
	Revaluation basis		Cost basis		Total
Land	Buildings	Building improvement and equipment	Assets under construction/installation		
Cost/Revaluation					
As at 1 January 2022	9,228	2,703	4,741	3,021	19,693
Acquired from business acquisition (Note 6)	-	-	157	-	157
Acquisitions	-	-	374	1,250	1,624
Transfer in (out)	-	2,318	1,803	(4,121)	-
Disposal and written off	(11)	(9)	(181)	-	(201)
Adjustment	-	-	(5)	(36)	(41)
As at 31 December 2022	9,217	5,012	6,889	114	21,232
Acquisitions	-	1	549	521	1,071
Transfer in (out)	-	16	182	(198)	-
Disposal and written off	(27)	(3)	(624)	-	(654)
As at 31 December 2023	9,190	5,026	6,996	437	21,649
Accumulated depreciation					
As at 1 January 2022	-	(789)	(3,210)	-	(3,999)
Acquired from business acquisition (Note 6)	-	-	(70)	-	(70)
Depreciation charged for the year	-	(87)	(444)	-	(531)
Disposal and written off	-	5	172	-	177
As at 31 December 2022	-	(871)	(3,552)	-	(4,423)
Depreciation charged for the year	-	(110)	(590)	-	(700)
Disposal and written off	-	2	617	-	619
As at 31 December 2023	-	(979)	(3,525)	-	(4,504)
Net book value					
As at 31 December 2022	9,217	4,141	3,337	114	16,809
As at 31 December 2023	9,190	4,047	3,471	437	17,145
Depreciation included in profit or loss for the years ended 31 December					
2022					531
2023					700

(Unit: Million Baht)

Separate financial statements

	Revaluation basis		Cost basis		Total
	Land	Buildings	Building improvement and equipment	Assets under construction/installation	
Cost/Revaluation					
As at 1 January 2022	9,228	2,703	4,724	3,021	19,676
Acquired from business acquisition (Note 6)	-	-	27	-	27
Acquisitions	-	-	370	1,250	1,620
Transfer in (out)	-	2,318	1,803	(4,121)	-
Disposal and written off	(11)	(9)	(164)	-	(184)
Adjustment	-	-	(5)	(36)	(41)
As at 31 December 2022	9,217	5,012	6,755	114	21,098
Acquisitions	-	1	503	521	1,025
Transfer in (out)	-	16	182	(198)	-
Disposal and written off	(27)	(3)	(624)	-	(654)
As at 31 December 2023	9,190	5,026	6,816	437	21,469
Accumulated depreciation					
As at 1 January 2022	-	(789)	(3,199)	-	(3,988)
Depreciation charged for the year	-	(87)	(439)	-	(526)
Disposal and written off	-	5	160	-	165
As at 31 December 2022	-	(871)	(3,478)	-	(4,349)
Depreciation charged for the year	-	(110)	(559)	-	(669)
Disposal and written off	-	2	617	-	619
As at 31 December 2023	-	(979)	(3,420)	-	(4,399)
Net book value					
As at 31 December 2022	9,217	4,141	3,277	114	16,749
As at 31 December 2023	9,190	4,047	3,396	437	17,070
Depreciation included in profit or loss for the years ended 31 December					
2022					526
2023					669

Notes to Financial Statements

For the years ended 31 December 2023 and 2022

Had the land and buildings been carried based on a historical cost basis, their net book value as at 31 December 2023 and 2022 would have been as follows:

	(Unit: Million Baht)	
	Consolidated and separate financial statements	
	As at 31 December	
	2023	2022
Land		
Cost	2,226	2,230
Buildings		
Cost	4,157	4,143
Accumulated depreciation	(831)	(757)
Net book value	3,326	3,386

As at 31 December 2023, certain buildings and equipment items of the Bank and its subsidiaries were fully depreciated but are still in use. The historical costs or the reappraised values, before deducting accumulated depreciation, of those assets totalled Baht 2,031 million (31 December 2022: Baht 2,192 million) and the Bank only: Baht 1,987 million (31 December 2022: Baht 2,192 million).

17.2 Revaluation surplus on assets

Revaluation surplus on assets are surplus from revaluation of land and buildings. Their movements during the years are as follows:

	(Unit: Million Baht)	
	Consolidated and separate financial statements	
	For the years ended 31 December	
	2023	2022
Beginning balances	7,791	7,824
Revaluation surplus for the years	-	-
Amortisation for the years	(34)	(33)
Ending balances	7,757	7,791

Revaluation surplus on assets can neither be used to offset against deficit nor for dividend distribution.

Differences arising from revaluation on assets are recognised in accordance with the accounting policy as described in Note 4.14 to the financial statements.

During the year 2020, the Bank arranged for independent professional valuers to appraise the value of land and buildings on an asset-by-asset basis. The basis of the revaluation was as follows:

- Appraisal of land: Market comparison approach is used whereby the buying and selling prices for assets with similar characteristics are obtained.
- Appraisal of buildings: The depreciated replacement cost approach is used for buildings specifically used for the Bank's operation. The market comparison approach is used for general buildings whereby the buying and selling prices for assets with similar characteristics are obtained. The income approach is used for assets that generate income.

Key assumptions in the valuation, which are unobservable inputs generally, are summarised below:

	Assumptions used in revaluation	Result to fair value where as an increase in assumption value
Land price per square wah (Baht)	50,058 - 2,500,000	Increase in fair value (Market comparison approach)
Building construction cost per square metre (Baht)	9,800 - 47,376	Increase in fair value (Depreciated replacement cost approach)
Yield rate (%)	11	Decrease in fair value (Income approach)

Notes to Financial Statements

For the years ended 31 December 2023 and 2022

18. Right-of-use assets

Movement of right-of-use assets for the years ended 31 December 2023 and 2022 are summarised below:

	(Unit: Million Baht)		
	Consolidated financial statements		
	Buildings	Motor vehicles	Total
Cost			
As at 1 January 2022	834	123	957
Acquired from business acquisition (Note 6)	153	-	153
Additions	102	12	114
Closed contract	(47)	(21)	(68)
As at 31 December 2022	1,042	114	1,156
Additions	303	7	310
Closed contract	(34)	(19)	(53)
As at 31 December 2023	1,311	102	1,413
Accumulated depreciation			
As at 1 January 2022	(473)	(60)	(533)
Depreciation for the year	(193)	(27)	(220)
Closed contract	45	21	66
As at 31 December 2022	(621)	(66)	(687)
Depreciation for the year	(269)	(29)	(298)
Closed contract	34	19	53
As at 31 December 2023	(856)	(76)	(932)
Net book value			
As at 31 December 2022	421	48	469
As at 31 December 2023	455	26	481
Depreciation included in profit or loss for the years ended 31 December			
2022			220
2023			298

	(Unit: Million Baht)		
	Separate financial statements		
	Buildings	Motor vehicles	Total
Cost			
As at 1 January 2022	834	123	957
Acquired from business acquisition (Note 6)	98	-	98
Additions	92	12	104
Closed contract	(47)	(21)	(68)
As at 31 December 2022	977	114	1,091
Additions	230	7	237
Closed contract	(34)	(19)	(53)
As at 31 December 2023	1,173	102	1,275
Accumulated depreciation			
As at 1 January 2022	(473)	(60)	(533)
Depreciation for the year	(186)	(27)	(213)
Closed contract	45	21	66
As at 31 December 2022	(614)	(66)	(680)
Depreciation for the year	(219)	(29)	(248)
Closed contract	34	19	53
As at 31 December 2023	(799)	(76)	(875)
Net book value			
As at 31 December 2022	363	48	411
As at 31 December 2023	374	26	400
Depreciation included in profit or loss for the years ended 31 December			
2022			213
2023			248

Notes to Financial Statements

For the years ended 31 December 2023 and 2022

19. Goodwill and other intangible assets

	Consolidated financial statements					(Unit: Million Baht)
	Goodwill	Customer relationship	Application software	Assets in progress	Others	Total
Cost						
As at 1 January 2022	-	-	3,252	145	2	3,399
Acquired from business acquisition (Note 6)	11,657	4,229	-	-	-	15,886
Acquisitions	-	-	167	415	-	582
Transfer in (out)	-	-	414	(414)	-	-
Written off	-	-	(16)	-	-	(16)
As at 31 December 2022	11,657	4,229	3,817	146	2	19,851
Adjustment on items acquire from business acquisition (Note 6)	(445)	571	-	-	5	131
Acquisitions	-	-	237	532	-	769
Transfer in (out)	-	-	219	(219)	-	-
Written off	-	-	(885)	-	-	(885)
As at 31 December 2023	11,212	4,800	3,388	459	7	19,866
Accumulated amortisation						
As at 1 January 2022	-	-	(2,337)	-	-	(2,337)
Amortisation for the year	-	(67)	(247)	-	-	(314)
Written off	-	-	16	-	-	16
As at 31 December 2022	-	(67)	(2,568)	-	-	(2,635)
Amortisation for the year	-	(445)	(300)	-	-	(745)
Written off	-	-	885	-	-	885
As at 31 December 2023	-	(512)	(1,983)	-	-	(2,495)
Net book value						
As at 31 December 2022	11,657	4,162	1,249	146	2	17,216
As at 31 December 2023	11,212	4,288	1,405	459	7	17,371
Remaining useful lives (years)	-	9	0 - 8	-	-	
Amortisation included in profit or loss for the years ended 31 December						
2022						314
2023						745

(Unit: Million Baht)

Separate financial statements

	Goodwill	Customer relationship	Application software	Assets in progress	Others	Total
Cost						
As at 1 January 2022	-	-	3,236	145	2	3,383
Acquired from business acquisition (Note 6)	8,112	3,469	-	-	-	11,581
Acquisitions	-	-	167	415	-	582
Transfer in (out)	-	-	414	(414)	-	-
Written off	-	-	(1)	-	-	(1)
As at 31 December 2022	8,112	3,469	3,816	146	2	15,545
Adjustment on items acquired from business acquisition (Note 6)	(509)	541	-	-	5	37
Acquisitions	-	-	237	532	-	769
Transfer in (out)	-	-	219	(219)	-	-
Written off	-	-	(885)	-	-	(885)
As at 31 December 2023	7,603	4,010	3,387	459	7	15,466
Accumulated amortisation						
As at 1 January 2022	-	-	(2,322)	-	-	(2,322)
Amortisation for the year	-	(54)	(247)	-	-	(301)
Written off	-	-	1	-	-	1
As at 31 December 2022	-	(54)	(2,568)	-	-	(2,622)
Amortisation for the year	-	(367)	(300)	-	-	(667)
Written off	-	-	885	-	-	885
As at 31 December 2023	-	(421)	(1,983)	-	-	(2,404)
Net book value						
As at 31 December 2022	8,112	3,415	1,248	146	2	12,923
As at 31 December 2023	7,603	3,589	1,404	459	7	13,062
Remaining useful lives (years)	-	9	0 - 8	-	-	
Amortisation included in profit or loss for the years ended 31 December						
2022						301
2023						667

Notes to Financial Statements

For the years ended 31 December 2023 and 2022

The Bank allocates goodwill acquired through business combination group of assets that generates cash inflows for annual impairment testing as follows:

	(Unit: Million Baht)	
	Consolidated financial statements	Separate financial statements
	As at 31 December 2023	As at 31 December 2023
	Consumer businesses	Consumer businesses
Goodwill	11,212	7,603

The Bank has determined the recoverable amounts of its cash-generating units based on value in use using cash flow projections from financial estimation approved by the management covering a 5-year period for consumer businesses.

The management has considered growth rate from the forecasted GDP growth rates and discount rate as a pre-tax rate to reflect the risks specific to each cash-generating unit as key assumptions used in value in use calculations.

The management has considered the above and believes that there is no occurrence of impairment of goodwill.

The management believes that any reasonably possible change in the key assumptions on which the group of units' recoverable amount are based would not cause the group of units' carrying amount to exceed its recoverable amount.

As at 31 December 2023, certain items of other intangible assets of the Bank and its subsidiaries were fully amortised but are still in use. The historical costs, before deducting accumulated amortisation, of those assets totalled Baht 796 million (31 December 2022: Baht 1,492 million) and The Bank only: Baht 796 million (31 December 2022: Baht 1,492 million).

20. Deferred tax assets/ liabilities and income tax expenses

20.1 Deferred tax assets/liabilities

The following table shows major components of deferred tax assets/liabilities as at 31 December 2023 and 2022.

	Consolidated financial statements				Separate financial statements			
	Statements of financial position as at 31 December		Changes in deferred income taxes for the years ended 31 December		Statements of financial position as at 31 December		Changes in deferred income taxes for the years ended 31 December	
	2023	2022	2023	2022	2023	2022	2023	2022
(Unit: Million Baht)								
Deferred tax assets on:								
Allowance for expected credit losses	435	568	(133)	385	175	408	(233)	225
Allowance for impairment on properties foreclosed	372	372	-	-	372	372	-	-
Allowance for impairment and revaluation on assets	3	3	-	-	3	3	-	-
Allowance for impairment and revaluation on investments	16	16	-	(2)	16	16	-	(2)
Provisions for long-term employee benefits	468	417	51	17	438	394	44	(2)
Provisions for other liabilities	70	31	39	(4)	70	31	39	(4)
Unrealised losses on financial instruments measured at fair value through profit or loss	21	27	(6)	25	21	27	(6)	25
Revaluation deficit on investments	79	195	(116)	160	79	195	(116)	160
Bad debts	172	268	(96)	267	1	1	-	-
Other receivables	9	6	3	(3)	9	6	3	(3)
Unearned revenue	240	273	(33)	273	226	249	(23)	249
Accrued expenses	292	267	25	59	292	251	41	43
Fixed asset	54	37	17	19	31	28	3	10
Others	826	216	610	51	826	215	611	50
Total	3,057	2,696	361	1,247	2,559	2,196	363	751
Deferred tax liabilities on:								
Revaluation surplus on assets	1,551	1,558	7	7	1,551	1,558	7	7
Revaluation surplus on investments	5	5	-	(2)	5	5	-	(2)
Unrealised gains on financial instruments measured at fair value through profit or loss	4	-	(4)	3	4	-	(4)	3
Intangible asset	140	150	10	(150)	-	-	-	-
Others	28	54	26	35	28	54	26	35
Total	1,728	1,767	39	(107)	1,588	1,617	29	43
Deferred tax assets - net	1,329	929			971	579		
Changes in deferred income taxes			400	1,140			392	794

Notes to Financial Statements

For the years ended 31 December 2023 and 2022

Movements in the deferred tax assets (liabilities) during the years ended 31 December 2023 and 2022 are as follows:

	(Unit: Million Baht)			
	Consolidated financial statements		Separate financial statements	
	For the years ended 31 December		For the years ended 31 December	
	2023	2022	2023	2022
Beginning balances	929	(211)	579	(215)
Changes in deferred income taxes				
Recognised in profit or loss	499	581	492	566
Recognised in unappropriated retained earnings	-	(2)	-	(2)
Recognised in other comprehensive income or loss	(93)	130	(100)	138
Recognised from business acquisition	(6)	431	-	92
Total changes in deferred income taxes for the years	400	1,140	392	794
Ending balances	1,329	929	971	579

20.2 Income tax expenses

Income tax expenses for the years ended 31 December 2023 and 2022 are summarised as follows:

	(Unit: Million Baht)			
	Consolidated financial statements		Separate financial statements	
	For the years ended 31 December		For the years ended 31 December	
	2023	2022	2023	2023
Current income taxes:				
Current income tax charge for the years	1,394	1,866	1,187	1,811
Adjustments in respect of corporate income taxes of previous year	(95)	13	(109)	13
Deferred income taxes:				
Relating to origination and reversal of temporary differences	(499)	(581)	(492)	(566)
Income tax expenses reported in profit or loss	800	1,298	586	1,258

Reconciliation between income tax expenses and the product of accounting profits for the years ended 31 December 2023 and 2022 multiplied by the applicable tax rate are as follows:

	<u>Consolidated financial statements</u>		<u>Separate financial statements</u>	
	<u>For the years ended 31 December</u>		<u>For the years ended 31 December</u>	
	2023	2022	2023	2022
Accounting profits before income tax expenses	3,734	6,355	3,233	6,253
Applicable tax rate	20%	20%	20%	20%
Accounting profits before income tax expenses multiplied by applicable tax rate	747	1,271	647	1,251
Tax effects from:				
Adjustments in respect of corporate income taxes of previous year	(95)	13	(109)	13
Additional tax-deductible expenses	-	(1)	-	(1)
Tax-exempted revenues	(2)	(1)	(102)	(1)
Non-tax deductible expenses	33	32	18	12
Adjustments	117	(16)	132	(16)
Income tax expenses reported in profit or loss	800	1,298	586	1,258

Notes to Financial Statements

For the years ended 31 December 2023 and 2022

20.3 Components of other comprehensive income (losses) and related income taxes

(Unit: Million Baht)

	Consolidated and separate financial statements					
	For the years ended 31 December					
	2023			2022		
	Before tax amount	Tax benefit (expense)	Net of tax amount	Before tax amount	Tax benefit (expense)	Net of tax amount
Items to be recognised subsequently in profit or loss:						
Gains (losses) on revaluation of investments in debt instruments measured at fair value through other comprehensive income	579	(116)	463	(802)	160	(642)
Total items to be recognised subsequently in profit or loss	579	(116)	463	(802)	160	(642)
Items not to be recognised subsequently in profit or loss:						
Gains on revaluation of investments in equity securities designated to be measured at fair value through other comprehensive income	2	-	2	8	(2)	6
Actuarial gains (losses) on defined benefit plans	(114)	23	(91)	144	(29)	115
Total items not to be recognised subsequently in profit or loss	(112)	23	(89)	152	(31)	121
	467	(93)	374	(650)	129	(521)

(Unit: Million Baht)

	Separate financial statements					
	For the years ended 31 December					
	2023			2022		
	Before tax amount	Tax benefit (expense)	Net of tax amount	Before tax amount	Tax benefit (expense)	Net of tax amount
Items to be recognised subsequently in profit or loss:						
Gains (losses) on revaluation of investments in debt instruments measured at fair value through other comprehensive income	579	(116)	463	(802)	160	(642)
Total items to be recognised subsequently in profit or loss	579	(116)	463	(802)	160	(642)
Items not to be recognised subsequently in profit or loss:						
Gains on revaluation of investments in equity securities designated to be measured at fair value through other comprehensive income	2	-	2	8	(2)	6
Actuarial gains (losses) on defined benefit plans	(82)	16	(66)	105	(21)	84
Total items not to be recognised subsequently in profit or loss	(80)	16	(64)	113	(23)	90
	499	(100)	399	(689)	137	(552)

Notes to Financial Statements

For the years ended 31 December 2023 and 2022

21. Other assets

	Consolidated financial statements		(Unit: Million Baht) Separate financial statements	
	As at 31 December		As at 31 December	
	2023	2022	2023	2022
Accrued income	865	852	862	815
Suspense debtors	2,962	2,228	2,952	2,224
Prepaid and deferred expenses	504	309	295	305
Other receivables from sold non-performing loans - net	68	145	68	145
Others	2,079	1,137	2,018	826
Total	6,478	4,671	6,195	4,315
Less: Allowance for expected credit losses/impairment	(190)	(172)	(190)	(172)
Other assets - net	6,288	4,499	6,005	4,143

22. Deposits

22.1 Classified by types of deposits

	Consolidated financial statements		(Unit: Million Baht) Separate financial statements	
	As at 31 December		As at 31 December	
	2023	2022	2023	2022
Current accounts	12,231	13,349	12,529	13,521
Savings accounts	450,964	451,283	451,181	451,473
Fixed deposits	215,165	178,969	215,165	179,014
Total	678,360	643,601	678,875	644,008

22.2 Classified by currencies and depositors' residency

(Unit: Million Baht)

Consolidated financial statements						
As at 31 December						
	2023			2022		
	Domestic	Overseas	Total	Domestic	Overseas	Total
Baht	623,861	22,597	646,458	598,261	20,636	618,897
US Dollar	21,714	4,094	25,808	17,443	3,286	20,729
Others	2,125	3,969	6,094	1,446	2,529	3,975
Total	647,700	30,660	678,360	617,150	26,451	643,601

(Unit: Million Baht)

Separate financial statements						
As at 31 December						
	2023			2022		
	Domestic	Overseas	Total	Domestic	Overseas	Total
Baht	624,376	22,597	646,973	598,668	20,636	619,304
US Dollar	21,714	4,094	25,808	17,443	3,286	20,729
Others	2,125	3,969	6,094	1,446	2,529	3,975
Total	648,215	30,660	678,875	617,557	26,451	644,008

Notes to Financial Statements

For the years ended 31 December 2023 and 2022

23. Interbank and money market items (Liabilities)

(Unit: Million Baht)

Consolidated financial statements						
As at 31 December						
2023			2022			
On demand	Term	Total	On demand	Term	Total	
Domestic items						
The Bank of Thailand and the Financial Institutions Development Fund						
-	6,177	6,177	-	4,088	4,088	
35	9,000	9,035	94	10,800	10,894	
69	3,018	3,087	12	2,917	2,929	
18,269	636	18,905	18,208	593	18,801	
18,373	18,831	37,204	18,314	18,398	36,712	
Foreign items						
-	-	-	266	11,924	12,190	
605	1,039	1,644	1,179	4,572	5,751	
605	1,039	1,644	1,445	16,496	17,941	
18,978	19,870	38,848	19,759	34,894	54,653	

(Unit: Million Baht)

Separate financial statements						
As at 31 December						
2023			2022			
On demand	Term	Total	On demand	Term	Total	
Domestic items						
The Bank of Thailand and the Financial Institutions Development Fund						
-	6,177	6,177	-	4,088	4,088	
35	-	35	94	-	94	
69	3,018	3,087	12	2,917	2,929	
18,269	636	18,905	18,208	593	18,801	
18,373	9,831	28,204	18,314	7,598	25,912	
Foreign items						
-	-	-	266	11,924	12,190	
605	1,039	1,644	1,179	2,572	3,751	
605	1,039	1,644	1,445	14,496	15,941	
18,978	10,870	29,848	19,759	22,094	41,853	

24. Financial liabilities measured at fair value through profit or loss

	(Unit: Million Baht)	
	Consolidated and separate financial statements	
	Fair value	
	As at 31 December	
	2023	2022
Debts issued	528	50

The Bank presents the effects of changes in credit risk in other comprehensive income as follows:

	(Unit: Million Baht)	
	Consolidated and separate financial statements	
	Fair value	
	For the years ended 31 December	
	2023	2022
The cumulative change in fair value that is attributable to changes in the credit risk recognised in other comprehensive income	0.09	0.01
The difference between carrying amount and the contractually amount required to pay at maturity	1.93	0.25

25. Debts issued and borrowings

As at 31 December 2023 and 2022, debts issued and borrowings comprised subordinated debentures and senior debentures. They are classified by type of securities, maturity, interest rate and currency as follows:

Type	Maturity	(Unit: Million Baht)		
		Consolidated financial statements		
		As at 31 December 2023		
		Interest/discount rate per annum (%)	Currency	Domestic amount
Subordinated Debentures	19 Sep 2034	4.00	THB	5,000
Subordinated Debentures	7 Jun 2032	4.07	THB	13,808
Senior Debentures	26 Apr 2025	2.01	THB	2,487
Senior Debentures	26 Apr 2024	1.53	THB	2,492
Senior Debentures	23 Sep 2024	0.97	THB	5,000
Senior Debentures	18 Jul 2025	2.80	THB	2,874*
Senior Debentures	20 Jul 2026	2.99	THB	1,994
Additional Tier 1 Subordinated Debentures	No maturity	5.10	THB	12,000
Total				45,655

* Zero Coupon Bond

Notes to Financial Statements

For the years ended 31 December 2023 and 2022

(Unit: Million Baht)

Consolidated financial statements

As at 31 December 2022

Type	Maturity	Interest rate per annum (%)	Currency	Domestic amount
Subordinated Debentures	19 Sep 2034	4.00	THB	5,000
Subordinated Debentures	7 Jun 2032	4.07	THB	13,834
Senior Debentures	26 Jun 2023	2.36	THB	2,000
Senior Debentures	26 Apr 2025	2.01	THB	2,495
Senior Debentures	26 Apr 2024	1.53	THB	2,490
Senior Debentures	23 Sep 2024	0.97	THB	5,000
Total				30,819

(Unit: Million Baht)

Separate financial statements

As at 31 December 2023

Type	Maturity	Interest rate per annum (%)	Currency	Domestic amount
Subordinated Debentures	19 Sep 2034	4.00	THB	5,000
Subordinated Debentures	7 Jun 2032	4.07	THB	13,808
Senior Debentures	26 Apr 2025	2.01	THB	2,487
Senior Debentures	26 Apr 2024	1.53	THB	2,492
Senior Debentures	23 Sep 2024	0.97	THB	5,000
Additional Tier 1 Subordinated Debentures	No maturity	5.10	THB	12,000
Total				40,787

(Unit: Million Baht)

Separate financial statements

As at 31 December 2022

Type	Maturity	Interest rate per annum (%)	Currency	Domestic amount
Subordinated Debentures	19 Sep 2034	4.00	THB	5,000
Subordinated Debentures	7 Jun 2032	4.07	THB	13,834
Senior Debentures	26 Apr 2025	2.01	THB	2,495
Senior Debentures	26 Apr 2024	1.53	THB	2,490
Senior Debentures	23 Sep 2024	0.97	THB	5,000
Total				28,819

Subordinated debentures

On 7 June 2022, the Bank issued Subordinated Debenture No.1/2022 amounting to Baht 13,735 million, via private placement to institutional and/or high net worth investors. The debentures have a tenor of 10 years and bear interest at the rate of 4.07% per annum, and the Bank has the right to make early redemption, as approved by the BOT. The debentures have loss absorption features that will come into effect at the point of non-viability, in accordance with the BOT guidelines laid down with reference to Basel III framework.

On 24 June 2022, the BOT granted an approval for the Bank to count proceeds received from the issue of the above subordinated debentures for an amount of Baht 13,735 million as a part of its Tier 2 capital effective 7 June 2022 onwards, in accordance with the conditions specified in the BOT's notifications regarding the Basel III framework.

On 19 September 2022, the Bank issued Subordinated Debenture No. 3/2022 amounting to Baht 5,000 million, via private placement to institutional and/or high net worth investors. The debentures have a tenor of 12 years and bear interest at the rate of 4.00% per annum, and the Bank has the right to make early redemption, as approved by the BOT. The debentures have loss absorption features that will come into effect at the point of non-viability, in accordance with the BOT guidelines laid down with reference to Basel III framework.

On 28 September 2022, the BOT granted an approval for the Bank to count proceeds received from the issue of the above subordinated debentures for an amount of Baht 5,000 million as a part of its Tier 2 capital effective 19 September 2022 onwards, in accordance with conditions specified in the BOT's notifications regarding the Basel III framework.

Senior debentures

On 26 June 2020, a subsidiary issued the unsecured senior debentures without debenture holder representatives amounting to Baht 2,000 million, via private placement to institutional investors established under Thai Law. The debentures have a tenor of 3 years with semi-annual coupon payment and bear interest at the rate of 2.36% per annum. However, a subsidiary redeemed the senior debentures at maturity date on 26 June 2023.

On 23 September 2021, the Bank issued the unsecured senior debentures without debenture holder representatives amounting to Baht 5,000 million, via private placement to institutional investors established under Thai Law. The debentures have a tenor of 3 years with semi-annual coupon payment and bear interest at the rate of 0.97% per annum.

On 26 April 2022, the Bank issued the unsecured senior debentures without debenture holder representatives amounting to Baht 2,500 million, via private placement to institutional investors established under Thai Law. The debentures have a tenor of 3 years with semi-annual coupon payment and bear interest at the rate of 2.01% per annum.

On 26 April 2022, the Bank issued the unsecured senior debentures without debenture holder representatives amounting to Baht 2,500 million, via private placement to institutional investors established under Thai Law. The debentures have a tenor of 2 years with semi-annual coupon payment and bear interest at the rate of 1.53% per annum.

Notes to Financial Statements

For the years ended 31 December 2023 and 2022

On 20 July 2023, a subsidiary issued the unsecured senior debentures without debenture holder representatives amounting to Baht 3,000 million, via private placement to institutional investors established under Thai Law. The debentures have a tenor of 1 year 11 months 28 days and is a zero-coupon bond with a discount rate of 2.80 per annum.

On 20 July 2023, a subsidiary issued the unsecured senior debentures without debenture holder representatives amounting to Baht 2,000 million, via private placement to institutional investors established under Thai Law. The debentures have a tenor of 3 years with semi-annual coupon payment and bear interest at the rate of 2.99% per annum.

Additional Tier 1 Subordinated debentures

On 23 May 2023, the Bank has issued perpetual subordinated debentures No. 1/2023 intended to qualify as Tier 1 Capital (Additional Tier 1) with no specific redemption date and the issuer's unconditional right to cancel coupon, right to write down (fully or partially), right to early redemption and without noteholders' right to request for early redemption, as approved by the shareholder's meeting No. 28 on 23 September 2020. The issue was placed via private placement to institutional investors amounting to Baht 12,000 million.

The right to early redemption in whole amount can be exercise at the first coupon payment date after the 5th year and any coupon payment date thereafter, subject to regulatory approval by the BOT.

The coupon has been fixed at 5.10 percent during year 1-5. For year 6 onward, the coupon will be reset on the coupon reset date which are the first coupon reset date and every 5 years thereafter at the rate equivalent to the sum of (a) the prevailing 5-year government bond rate at the end of two Business days preceding on any coupon reset date, and (b) initial credit spread.

On 12 June 2023, the BOT approved for counting Additional Tier 1 subordinate debentures sale proceed of Baht 12,000 million as capital tier 1 with effective on 30 June 2023 position following the BOT's notification regarding the Basel III framework.

The Bank presents such items as financial liabilities by taking into account the contractual obligations and legal rights specified in the offering documents.

26. Lease liabilities

	(Unit: Million Baht)	
	Consolidated financial statements	
	As at 31 December	
	2023	2022
Undiscounted lease payments	447	468
Less: deferred interest expenses	(12)	(8)
Lease liabilities	435	460
Less: current portion of lease liabilities	(236)	(263)
Lease liabilities - net of current portion	199	197

(Unit: Million Baht)		
Separate financial statements		
As at 31 December		
	2023	2022
Undiscounted lease payments	361	409
Less: deferred interest expenses	(8)	(7)
Lease liabilities	353	402
Less: current portion of lease liabilities	(202)	(224)
Lease liabilities - net of current portion	151	178

The Bank and its subsidiaries have entered into the finance lease agreements for rental of buildings and vehicles for use in its operation, whereby it is committed to pay rental on a monthly basis. The terms of the agreements are generally between 1 and 34 years.

The maturity analysis of undiscounted lease payments is presented below.

(Unit: Million Baht)				
Consolidated financial statements				
As at 31 December 2023				
	Within 1 year	1 - 5 years	More than 5 years	Total
Undiscounted lease payments	244	203	-	447
Deferred interest expenses	(8)	(4)	-	(12)
Lease liabilities	236	199	-	435

(Unit: Million Baht)				
Consolidated financial statements				
As at 31 December 2022				
	Within 1 year	1 - 5 years	More than 5 years	Total
Undiscounted lease payments	269	199	-	468
Deferred interest expenses	(6)	(2)	-	(8)
Lease liabilities	263	197	-	460

(Unit: Million Baht)				
Separate financial statements				
As at 31 December 2023				
	Within 1 year	1 - 5 years	More than 5 years	Total
Undiscounted lease payments	207	154	-	361
Deferred interest expenses	(5)	(3)	-	(8)
Lease liabilities	202	151	-	353

Notes to Financial Statements

For the years ended 31 December 2023 and 2022

	(Unit: Million Baht)			
	Separate financial statements			
	As at 31 December 2022			
	Within 1 year	1 - 5 years	More than 5 years	Total
Undiscounted lease payments	229	180	-	409
Deferred interest expenses	(5)	(2)	-	(7)
Lease liabilities	224	178	-	402

The Bank and its subsidiaries had total cash outflows for leases for the year ended 31 December 2023 of Baht 303 million (2022: Baht 221 million) and The Bank only: Baht 252 million (2022: Baht 214 million).

Expenses relating to leases that are recognised in profit or loss

	(Unit: Million Baht)	
	Consolidated financial statements	
	For the years ended 31 December	
	2023	2022
Depreciation expense of right-of-use assets	298	220
Interest expense on lease liabilities	24	10
Expense relating to short-term leases	19	2
Expense relating to leases of low-value assets	13	11

	(Unit: Million Baht)	
	Separate financial statements	
	For the years ended 31 December	
	2023	2022
Depreciation expense of right-of-use assets	248	213
Interest expense on lease liabilities	22	10
Expense relating to short-term leases	19	3
Expense relating to leases of low-value assets	11	11

27. Provisions for long-term employee benefits

Changes in provisions for long-term employee benefits for the years ended 31 December 2023 and 2022 can be summarised as follows:

	Consolidated financial statements		(Unit: Million Baht) Separate financial statements	
	For the years ended 31 December		For the years ended 31 December	
	2023	2022	2023	2022
Provisions for long-term employee benefits at the beginning of the year	2,497	2,000	2,399	1,982
Acquisition from business acquisition (Note 6)	-	554	-	429
Recognised in profit or loss:				
Current service cost	183	183	174	171
Interest cost	56	33	53	32
Total benefits recognised in profit or loss	239	216	227	203
Recognised in other comprehensive income:				
Actuarial (gains) losses arising from				
Demographic assumption changes	(143)	-	(142)	-
Financial assumption changes	160	(110)	148	(104)
Experience adjustments	97	(34)	76	(1)
Total benefits recognised in other comprehensive income or loss	114	(144)	82	(105)
Employee benefits paid during the year	(83)	(129)	(83)	(129)
Employee transferal in (out)	-	-	(9)	19
Provisions for long-term employee benefits at the end of the year	2,767	2,497	2,616	2,399

The Bank and its subsidiaries expect to pay long-term employee benefits during the next year amounting to Baht 196 million (31 December 2022: Baht 121 million) and The Bank only: Baht 196 million (31 December 2022: Baht 121 million).

As at 31 December 2023, the weighted average duration of the Bank's and its subsidiaries' long-term employee benefit obligation is 11.6 years (31 December 2022: 11.6 and 14.6 years) and The Bank only: 11.6 years (31 December 2022: 11.6 and 14.6 years).

Notes to Financial Statements

For the years ended 31 December 2023 and 2022

The principal assumptions used in determining employee benefits under retirement plans can be summarised as follows:

(Unit: Percentage per year)		
Consolidated and separate financial statements		
As at 31 December		
	2023	2022
Future salary incremental rates (depending on age)	5.0 - 6.5	4.0 - 7.0
Turnover rates (depending on age)	0 - 30	0 - 30
Average discount rate	2.8675	2.7694 and 3.0521
Mortality development rate	3	3

Sensitivity analysis for principal assumptions that affect provisions for long-term employee benefits as at 31 December 2023 and 2022 are summarised below:

(Unit: Million Baht)								
Consolidated financial statements								
As at 31 December 2023								
	Salary incremental rate		Turnover rate		Discount rate		Mortality development rate	
	Increased by 1%	Decreased by 1%	Increased by 20%	Decreased by 20%	Increased by 1%	Decreased by 1%	Increased by 1%	Decreased by 1%
Increase (decrease) in provisions for long-term employee benefits	198	(179)	(131)	154	(181)	205	5	(6)

(Unit: Million Baht)								
Consolidated financial statements								
As at 31 December 2022								
	Salary incremental rate		Turnover rate		Discount rate		Mortality development rate	
	Increased by 1%	Decreased by 1%	Increased by 20%	Decreased by 20%	Increased by 1%	Decreased by 1%	Increased by 1%	Decreased by 1%
Increase (decrease) in provisions for long-term employee benefits	191	(173)	(93)	108	(173)	196	5	(5)

(Unit: Million Baht)

Separate financial statements

As at 31 December 2023

	Salary incremental rate		Turnover rate		Discount rate		Mortality development rate	
	Increased by 1%	Decreased by 1%	Increased by 20%	Decreased by 20%	Increased by 1%	Decreased by 1%	Increased by 1%	Decreased by 1%
	Increase (decrease) in provisions for long-term employee benefits	181	(164)	(117)	137	(166)	187	5

(Unit: Million Baht)

Separate financial statements

As at 31 December 2022

	Salary incremental rate		Turnover rate		Discount rate		Mortality development rate	
	Increased by 1%	Decreased by 1%	Increased by 20%	Decreased by 20%	Increased by 1%	Decreased by 1%	Increased by 1%	Decreased by 1%
	Increase (decrease) in provisions for long-term employee benefits	179	(162)	(83)	96	(163)	184	4

28. Provisions for other liabilities

(Unit: Million Baht)

Consolidated and separate financial statements

As at 31 December

	2023	2022
Allowance for expected credit losses on loan commitments and financial guarantee contracts	834	829
Financial commitments	121	217
Obligation for litigation cases	56	46
Total	1,011	1,092

Notes to Financial Statements

For the years ended 31 December 2023 and 2022

As at 31 December 2023 and 2022, allowance for expected credit losses on loan commitments and financial guarantee contracts classified by classification were as follows:

	(Unit: Million Baht)	
	Consolidated and separate financial statements	
	As at 31 December 2023	
	Loan commitments and financial guarantee contracts	Allowance for expected credit losses
Financial assets where there has not been a significant increase in credit risk (Performing)	313,048	561
Financial assets where there has been a significant increase in credit risk (Under-Performing)	3,610	77
Financial assets that are credit-impaired (Non-Performing)	344	196
Total	317,002	834

	(Unit: Million Baht)	
	Consolidated and separate financial statements	
	As at 31 December 2022	
	Loan commitments and financial guarantee contracts	Allowance for expected credit losses
Financial assets where there has not been a significant increase in credit risk (Performing)	292,448	620
Financial assets where there has been a significant increase in credit risk (Under-Performing)	4,581	89
Financial assets that are credit-impaired (Non-Performing)	508	120
Total	297,537	829

29. Other liabilities

	Consolidated financial statements		(Unit: Million Baht) Separate financial statements	
	As at 31 December		As at 31 December	
	2023	2022	2023	2022
Suspense creditors and accounts payable - others	4,202	4,004	3,980	3,890
Deferred revenues	3,527	3,187	3,527	3,187
Accrued interest expenses	912	607	857	571
Others	910	487	905	471
Total	9,551	8,285	9,269	8,119

As at 31 December 2023, the Bank has no received advances from electronic money transfer transactions according to the BOT's Notification Sor Nor Chor 2/2562 (31 December 2022: Baht 1 million).

Notes to Financial Statements

For the years ended 31 December 2023 and 2022

30. Other components of equity

	(Unit: Million Baht)	
	Consolidated and separate financial statements	
	As at 31 December	
	2023	2022
Revaluation surplus on assets	7,757	7,791
Revaluation surplus (deficit) on investments measured at fair value through other comprehensive income		
Revaluation surplus		
Debt instruments	47	42
Equity instruments	42	40
Total	89	82
Revaluation deficit		
Debt instruments	(445)	(1,019)
Equity instruments	(17)	(18)
Total	(462)	(1,037)
Total revaluation surplus (deficit) on investments measured at fair value through other comprehensive income	(373)	(955)
Total other components of equity	7,384	6,836
Less: income taxes	(1,477)	(1,367)
Other components of equity - net of income taxes	5,907	5,469

31. Statutory reserve

Pursuant to Section 116 of the Public Company Limited Act B.E. 2535, the Bank is required to set aside to a statutory reserve at least 5% of its net profits, after deducting any balance of deficit brought forward (if any), until such reserve reaches 10% of the Bank's registered share capital. The statutory reserve is not available for dividend distribution. At present, the statutory reserve has fully been set aside.

32. Capital Funds

The primary objective of the Bank's capital management is to maintain an optimal level of capital. Policies, which are approved by the Bank's Board of Directors and overseen by the Bank's senior management, are set to ensure that the capital maintenance is in accordance with the BOT's requirements and at an appropriate and adequate level to support the business growth within the acceptable level of risk and to maintain the good credit rating.

The Capital Funds and Capital Adequacy Ratio of the Bank as at 31 December 2023 and 2022 in accordance with the BOT's requirements with reference to Basel III framework consist of the followings:

	(Unit: Million Baht)	
	Financial business group	
	As at 31 December	
	2023	2022
Tier 1 Capital		
Common Equity Tier 1 (CET1)		
Paid-up share capital	24,857	24,857
Statutory reserve	2,486	2,165
Retained earnings after appropriation	41,903	39,043
Other components of equity	5,860	5,439
Less: Deduction items from Common Equity Tier 1	(18,730)	(18,128)
Total Common Equity Tier 1 (CET1)	56,376	53,376
Additional Tier 1 financial instrument	12,000	-
Total Tier 1 Capital	68,376	53,376
Tier 2 Capital		
Subordinated debentures	18,735	18,735
Provision for assets classified as normal and surplus of provision	3,299	3,124
Total Tier 2 Capital	22,034	21,859
Total Capital Funds	90,410	75,235

Notes to Financial Statements

For the years ended 31 December 2023 and 2022

	(Unit: Million Baht)	
	Separate financial statements	
	As at 31 December	
	2023	2022
Tier 1 Capital		
Common Equity Tier 1 (CET1)		
Paid-up share capital	24,857	24,857
Statutory reserve	2,486	2,165
Retained earnings after appropriation	41,576	39,004
Other components of equity	5,860	5,439
Less: Deduction items from Common Equity Tier 1	(17,663)	(17,137)
Total Common Equity Tier 1 (CET1)	57,116	54,328
Additional Tier 1 financial instrument	12,000	-
Total Tier 1 Capital	69,116	54,328
Tier 2 Capital		
Subordinated debentures	18,735	18,735
Provision for assets classified as normal and surplus of provision	3,155	2,981
Total Tier 2 Capital	21,890	21,716
Total Capital Funds	91,006	76,044

	Capital Adequacy Ratio				
	BOT Minimum Requirement (Percentage)	Financial business group		Separate financial statements	
		As at 31 December		As at 31 December	
		2023	2022	2023	2022
	(Percentage)	(Percentage)	(Percentage)	(Percentage)	(Percentage)
Common Equity Tier 1 to risk-weighted assets	7.00	10.63	10.70	11.05	11.21
Tier 1 Capital Funds to risk-weighted assets	8.50	12.89	10.70	13.38	11.21
Total Capital Funds to risk-weighted assets	11.00	17.04	15.08	17.61	15.69

As at 31 December 2023 and 2022, the Bank has maintained a minimum reserve rate of not less than 1% of assets and off-balance sheet items that have not a significant increase in credit risk, according to the BOT's Notification ForNorSor (01) Wor. 129/2562 Subject: Minimum reserve to be maintained by financial institutions and financial business groups dated 18 December 2019.

33. Share-based compensation plans

The Bank has a share-based compensation plan for the Bank's senior management, which was in accordance with the policy of United Overseas Bank Limited ("major shareholder" or "UOB") as approved by shareholders at the Annual General Meeting of United Overseas Bank Limited on 21 April 2016, the UOB Restricted Share Plan shall be in force for a further duration of ten years up to (and including) 6 August 2027. The UOB Restricted Share Plan only allows the delivery of UOB ordinary shares held in treasury by United Overseas Bank Limited.

Under a revised variable pay deferral framework for senior employees and Material Risk Takers, a portion of variable pay is deferred as restricted shares (RS) under the UOB Restricted Share Plan. Such deferred RS will vest over a minimum three-year period, subject to local regulatory requirements.

Participating employees who leave the UOB Group before the RS vest will forfeit their rights unless otherwise decided.

In the year 2022, the UOB Restricted Share Plan was renamed to UOB Share Plan and to allow for eligible non-executive directors to be granted share awards in the form of United Overseas Bank Limited's ordinary shares under the UOB Share Plan.

For the year ended 31 December 2023, the Bank recorded Baht 82 million (2022: Baht 90 million) for the above plan as expenses and also recorded such obligations by the same amount as liabilities. As at 31 December 2023, the Bank has obligations of Baht 120 million (31 December 2022: Baht 127 million) which were presented as a part of other liabilities.

34. Commitments and contingent liabilities

34.1 Commitments

	(Unit: Million Baht)	
	Consolidated and separate financial statements	
	As at 31 December	
	2023	2022
Aval to bills	1,156	1,160
Guarantees of loans	5,998	5,680
Liabilities under unmatured import bills	5,284	7,544
Letters of credit	6,332	8,603
Other commitments		
- Undrawn overdraft amount	21,935	21,407
- Spot foreign exchange contracts	7,801	2,594
- Other guarantees	49,059	49,213
- Others	26,732	24,458
Total	124,297	120,659

Notes to Financial Statements

For the years ended 31 December 2023 and 2022

34.2 Other commitments

As at 31 December 2023, the Bank and its subsidiaries have contractual commitments in respect to construction of office buildings and the purchase of information technology systems as well as other agreements under the Bank's projects. The outstanding balances of such contractual commitments were approximately Baht 1,379 million (31 December 2022: Baht 362 million) and The Bank only: Baht 1,374 million (31 December 2022: Baht 362 million) and the Bank also has commitments to pay the service fees in relation to service contracts amounting to Baht 85 million (31 December 2022: Baht 205 million).

As at 31 December 2023, the Bank has commitments to purchase the foreclosed properties amounting to Baht 36 million (31 December 2022: Baht 43 million).

35. Assets placed as collateral

	(Unit: Million Baht)	
	Consolidated and separate financial statements	
	Carrying value	
	As at 31 December	
	2023	2022
Government bonds		
Placed as collateral for Intraday Liquidity Facilities with the BOT	24,510	34,064
Placed as collateral for repurchase transaction	95	-
Placed as collateral for hedging of settlement risk	7,494	7,545
Placed as collateral for government departments	73	73

36. Litigation

In the course of normal business operation of the Bank, the Bank has been sued under various labor and civil lawsuits, including torture cases. Under these lawsuits, claims against the Bank as at 31 December 2023 totaled Baht 1,063 million (31 December 2022: Baht 1,037 million). The Bank's management has exercised their judgement to the possible losses to the Bank and recorded the amount under "Provisions for other liabilities" as described in Note 28 to the financial statements and believe that should the outcome of the lawsuits be finalised, there will not be a material impact to the Bank's financial position or operating performance.

37. Related party transactions

37.1 Significant of related party transactions

Related parties comprise individuals or enterprises that control, or are controlled by, the Bank and its subsidiaries, whether directly or indirectly, or which are under common control with the Bank and its subsidiaries.

They also include associated subsidiaries, and individuals or enterprises which directly or indirectly own a voting interest in the Bank and its subsidiaries that gives them significant influence over the Bank and its subsidiaries, key management personnel, directors and officers with authority in the plan and the direction of the Bank's and its subsidiaries operations, together with close family members of such persons and companies which are controlled and influenced by them, whether directly or indirectly.

During the years, the Bank had significant business transactions with its subsidiaries, related companies (related by ways of shareholding and/or common shareholders and/or common directors) and related persons (Directors and Senior Management who are in the level of Executive Director upwards, and their close family members). These transactions have been concluded on commercial terms and based agreed upon in the ordinary course of business between the Bank, and those parties. Interest rates on loans to employees are calculated based on the Bank's employee welfare rule.

As at 31 December 2023, the Bank has outstanding staff welfare loans to executives from level of Executive Director upwards of Baht 55 million (31 December 2022: Baht 35 million) and also has general loans to Senior Management and their close family members with the outstanding balance of Baht 30 million (31 December 2022: Baht 25 million).

In addition, as at 31 December 2023, the Bank also has deposits of Baht 308 million (31 December 2022: Baht 209 million) taken from related persons, including their close family members.

Significant transactions, income and expenses incurred with related parties (apart from those disclosed in the other notes to financial statements) for the years ended 31 December 2023 and 2022 are summarised below.

Consolidated financial statements (Unit: Million Baht)						
For the years ended 31 December						
2023			2022			
	Related companies	Group of major shareholder (UOB)	Total	Related companies	Group of major shareholder (UOB)	Total
Interest income	23	128	151	13	47	60
Interest expenses	1	829	830	4	463	467
Fees and service income	1	327	328	1	374	375
Fees and service expenses	3	-	3	-	-	-
Net gains (losses) on financial instruments measured at fair value through profit or loss	-	(7,603)	(7,603)	-	(11,660)	(11,660)
Premises and equipment expenses	156	-	156	18	-	18
Data processing charges (tax included)	-	2,333	2,333	-	1,762	1,762
Other expenses	-	228	228	-	163	163

Notes to Financial Statements

For the years ended 31 December 2023 and 2022

(Unit: Million Baht)

Separate financial statements								
For the years ended 31 December								
2023					2022			
	Subsidiaries	Related companies	Group of major shareholder (UOB)	Total	Subsidiaries	Related companies	Group of major shareholder (UOB)	Total
Interest income	137	23	128	288	17	13	47	77
Interest expenses	1	1	828	830	-	4	463	467
Fees and service income	215	1	327	543	37	1	374	412
Fees and service expenses	97	3	-	100	118	-	1	119
Net gains (losses) on financial instruments measured at fair value through profit or loss	-	-	(7,603)	(7,603)	-	-	(11,660)	(11,660)
Dividend income	500	-	-	500	-	-	-	-
Other operating income	-	-	-	-	4	-	-	4
Premises and equipment expenses	-	156	-	156	3	18	-	21
Data processing charges (tax included)	-	-	2,333	2,333	-	-	1,762	1,762
Other expenses	-	-	228	228	-	-	163	163

During the year ended 31 December 2023, the Bank disbursed for software development as capital expenditure to United Overseas Bank Limited, its major shareholder, amounting to Baht 665 million (2022: Baht 477 million).

In addition, during the year ended 31 December 2023, the Bank purchased equipment from related companies amounting to Baht 121 million (2022: Baht 12 million).

37.2 Remunerations to directors and senior management

For the years ended 31 December 2023 and 2022, remunerations payable to the Bank's and its subsidiaries' directors and senior management, who are key management personnel with authority and responsibility, whether direct or indirect, for planning, direction and controlling the operations of the Bank and its subsidiaries, are consisted of monthly remunerations, salaries, provident fund contributions and long-term benefits as follows:

(Unit: Million Baht)

Consolidated and separate financial statements		
For the years ended 31 December		
	2023	2022
Short-term employee benefits	690	459
Post-employment benefits	43	36
Share-based payments	74	75
Total	807	570

37.3 Outstanding balances

The outstanding balances of significant related party transactions as at 31 December 2023 and 2022 are as follows:

	(Unit: Million Baht)			
	Consolidated financial statements			
	As at 31 December 2023			
	Major shareholders (UOB)			
	Related companies	United Overseas Bank Limited	United Overseas Bank Group of Companies	Total
Outstanding loans to customers	435	-	-	435
Interbank and money market items (assets)	-	1,507	32	1,539
Financial assets measured at fair value through profit or loss	-	-	39	39
Derivatives assets	-	6,944	-	6,944
Deposits and other assets	-	4	24	28
Commitments	141	332,307	-	332,448
Deposits	369	-	-	369
Interbank and money market items (liabilities)	2	1,108	2,765	3,875
Derivatives liabilities	-	749	-	749
Debts issued and borrowings	-	15,960	-	15,960
Other liabilities	-	5,468	11	5,479

Notes to Financial Statements

For the years ended 31 December 2023 and 2022

(Unit: Million Baht)

Consolidated financial statements				
As at 31 December 2022				
Major shareholders (UOB)				
	Related companies	United Overseas Bank Limited	United Overseas Bank Group of Companies	Total
Outstanding loans to customers	451	-	-	451
Interbank and money market items (assets)	-	2,992	11	3,003
Financial assets measured at fair value through profit or loss	-	-	38	38
Derivatives assets	-	3,837	-	3,837
Deposits and other assets	-	1	26	27
Commitments	140	89,796	17	89,953
Deposits	1,393	-	-	1,393
Interbank and money market items (liabilities)	4	14,564	4,614	19,182
Derivatives liabilities	-	485	-	485
Debts issued and borrowings	-	4,000	-	4,000
Other liabilities	-	3,696	3	3,699

(Unit: Million Baht)

Separate financial statements					
As at 31 December 2023					
Major shareholders (UOB)					
	Subsidiaries	Related companies	United Overseas Bank Limited	United Overseas Bank Group of Companies	Total
Outstanding loans to customers	5,250	435	-	-	5,685
Interbank and money market items (assets)	-	-	1,507	32	1,539
Financial assets measured at fair value through profit or loss	-	-	-	39	39
Derivatives assets	-	-	6,944	-	6,944
Deposits and other assets	55	-	4	23	82
Commitments	2	141	332,307	-	332,450
Deposits	515	369	-	-	884
Interbank and money market items (liabilities)	-	2	1,108	2,765	3,875
Derivatives liabilities	-	-	749	-	749
Debts issued and borrowings	-	-	15,960	-	15,960
Other liabilities	3	-	5,468	12	5,483

(Unit: Million Baht)

Separate financial statements

As at 31 December 2022

	Major shareholders (UOB)				Total
	Subsidiaries	Related companies	United Overseas Bank Limited	United Overseas Bank Group of Companies	
Outstanding loans to customers	3,006	451	-	-	3,457
Interbank and money market items (assets)	-	-	2,992	11	3,003
Financial assets measured at fair value through profit or loss	-	-	-	38	38
Derivatives assets	-	-	3,837	-	3,837
Deposits and other assets	-	-	1	26	27
Commitments	2	140	89,796	17	89,955
Deposits	407	1,393	-	-	1,800
Interbank and money market items (liabilities)	-	4	14,564	4,614	19,182
Derivatives liabilities	-	-	485	-	485
Debts issued and borrowings	-	-	4,000	-	4,000
Other liabilities	25	-	3,696	3	3,724

38. Other benefits paid to the directors and management

For the years ended 31 December 2023 and 2022, the Bank and its subsidiaries had no benefits payable to their directors and management other than those they normally receive whereby directors receive monthly directors' remuneration and management receive salary, bonus and other benefits as discussed in Note 33 and Note 37.2 to the financial statements.

39. Earnings per share

Basic earnings per share is calculated by dividing profit for the years attributable to equity holders of the Bank (exclude other comprehensive income or loss) by the weighted average number of ordinary shares in issue during the years.

Notes to Financial Statements

For the years ended 31 December 2023 and 2022

40. Segment Information

40.1 Operating segments

The following segment information are in accordance with the internal management report of the Bank submitted to Management Committee who form as Chief Operating Decision Maker (CODM) to determine resources allocation and to evaluate performance of business segment.

The Bank segregate business unit into 3 segments; Retail Banking, Wholesale Banking and Others, for driving business and decision-making which based on key customer segments and product groups which are used in business decision and internal management reporting as follows:

Retail Banking

The Retail Banking segment covers Personal Financial Services (PFS) with products of deposits, credit and debit cards, insurance, wealth management, investments planning, consumer loan, secured and unsecured loan which provided services through a variety of distribution channels, automated teller machines (ATMs), internet banking, mobile banking and digital banking platforms.

Wholesale Banking

Wholesale Banking segment covers Corporate Banking (CBK), Commercial Banking (CMB), Business Banking (BB) and Financial Institution Group (FI). The Corporate Banking provides integrated banking solution to large corporations. The products and services are sophisticated and customised to specific customers. The Commercial Banking focuses on medium-sized companies with a broad range of products and services e.g., current account, deposits, lending, syndicate loans, cash management, letter of guarantee, trade finance & cross-border payments, underwriting and corporate advisory services. While the Business Banking focuses on micro-SMEs via partnership ecosystem as well as strategic alliance both online and offline. Lastly, the Financial Institution Group maintains correspondence with and provides financial services to bank and non-bank financial institutions.

Others group

Others group includes Global Markets (GM) group, risk management, property management, including income and expenses not attributable to the above-mentioned operating segments. The Global Markets group provides treasury products and advisory services such as foreign exchange, derivatives and fixed income instruments to customers.

40.2 Accounting policies for transactions presented in operating segment information

The accounting policies for any transactions presented in operating segment information were summarised in Note 4 to the financial statements regarding a summary of significant accounting policies. The basis of accounting for any transactions between reportable segments is consistent with that for third party transactions.

Total operating income included net interest income after deducted internal fund transfer pricing cost in accordance with the Bank's performance measurement criteria, net fees and service income and other income. The total operating expenses included allocated expenses between operating segments. The management relies on total operating profit and uses as a part of performance measurement.

Transfer pricing between operating segments is based on arm's length basis and in a manner similar to transaction with third parties.

The Bank and its subsidiaries have no operating income from transactions with any external customer equal to or greater than 10% of the consolidated operating income.

Capital expenditure and related depreciation together with income tax expense will not be allocated to each operating segment, which is in accordance with management reporting policy.

Operating segment information of the Bank and its subsidiaries is summarised as follow:

(Unit: Million Baht)					
Consolidated financial statements					
For the year ended 31 December 2023					
	Retail	Wholesale Banking	Other group	Elimination	Total operating segment
Net interest income	20,682	8,477	788	(2)	29,945
Non-interest income	8,306	2,480	1,168	(801)	11,153
Operating income	28,988	10,957	1,956	(803)	41,098
Operating expenses	17,917	3,956	6,567	(247)	28,193
Expected credit losses	5,543	4,916	(1,268)	(20)	9,171
Profit (loss) before income tax expenses	5,528	2,085	(3,343)	(536)	3,734
Income tax expenses					800
Net profits for the year before non-controlling interests					2,934
Total operating income included of:					
Operating income from third party*	30,551	8,442	2,908	(803)	41,098
Inter-segment operating income (expenses)	(1,563)	2,515	(952)	-	-
Depreciation					998
Capital expenditure					1,071

* Including income from a major shareholder and United Overseas Bank Group of Companies.

Notes to Financial Statements

For the years ended 31 December 2023 and 2022

(Unit: Million Baht)

Consolidated financial statements

For the year ended 31 December 2022

	Retail	Wholesale Banking	Other group	Elimination	Total operating segment
Net interest income	11,876	6,795	714	-	19,385
Non-interest income	3,027	2,244	684	(54)	5,901
Operating income	14,903	9,039	1,398	(54)	25,286
Operating expenses	9,297	3,480	3,249	(1)	16,025
Expected credit losses	1,948	871	87	-	2,906
Profit (loss) before income tax expenses	3,658	4,688	(1,938)	(53)	6,355
Income tax expenses					1,299
Net profits for the year before non-controlling interests					5,056
Total operating income included of:					
Operating income from third party*	15,381	8,029	1,930	(54)	25,286
Inter-segment operating income (expenses)	(478)	1,010	(532)	-	-
Depreciation					751
Capital expenditure					1,583

* Including income from a major shareholder and United Overseas Bank Group of Companies.

(Unit: Million Baht)

Consolidated financial statements

As at 31 December 2023

	Retail	Wholesale Banking	Other group	Elimination	Total operating segment
Total Assets	395,479	249,657	247,352	(10,784)	881,704
Total Liabilities	365,802	347,462	97,379	(5,753)	804,890

(Unit: Million Baht)

Consolidated financial statements

As at 31 December 2022

	Retail	Wholesale Banking	Other group	Elimination	Total operating segment
Total Assets	370,849	223,944	252,647	(8,429)	839,011
Total Liabilities	400,397	336,517	31,971	(3,378)	765,507

40.3 Geographic information

The Bank and its subsidiaries operate in Thailand only. Therefore, all of the revenues and assets as reflected in these financial statements pertain to the aforementioned geographical report.

41. Statements of financial position and results of operations classified by geographic locations and type of businesses

As at 31 December 2023 and 2022, statements of financial position are classified by type of business as follows:

(Unit: Million Baht)

Consolidated financial statements					
As at 31 December 2023					
	Commercial Bank	Others*	Total	Eliminated transactions**	Consolidated total
Total assets	867,161	25,327	892,488	(10,784)	881,704
Interbank and money market items (assets) - net	84,859	1,104	85,963	(515)	85,448
Financial assets measured at fair value through profit or loss	7,650	-	7,650	-	7,650
Investments - net	116,104	-	116,104	(8,597)	107,507
Loans to customers and accrued interest receivables - net	600,803	23,434	624,237	(6,055)	618,182
Deposits	678,875	-	678,875	(515)	678,360
Interbank and money market items (liabilities)	29,848	14,250	44,098	(5,250)	38,848
Financial liabilities measured at fair value through profit or loss	528	-	528	-	528
Debts issued and borrowings	40,787	4,868	45,655	-	45,655

* Personal loans, debt collection and asset management services are operated under the subsidiaries.

** Eliminated transactions are transactions between the Bank and its subsidiaries and are eliminated upon consolidation in accordance with accounting standards.

Notes to Financial Statements

For the years ended 31 December 2023 and 2022

(Unit: Million Baht)

Consolidated financial statements					
As at 31 December 2022					
	Commercial Bank	Others*	Total	Eliminated transactions**	Consolidated total
Total assets	823,860	23,580	847,440	(8,429)	839,011
Interbank and money market items (assets) - net	116,253	1,281	117,534	(407)	117,127
Financial assets measured at fair value through profit or loss	3,554	-	3,554	-	3,554
Investments - net	91,156	-	91,156	(8,551)	82,605
Loans to customers and accrued interest receivables - net	558,158	21,470	579,628	(3,808)	575,820
Deposits	644,008	-	644,008	(407)	643,601
Interbank and money market items (liabilities)	41,853	15,800	57,653	(3,000)	54,653
Financial liabilities measured at fair value through profit or loss	50	-	50	-	50
Debts issued and borrowings	28,819	2,000	30,819	-	30,819

* Personal loans, debt collection and asset management services are operated under the subsidiaries.

** Eliminated transactions are transactions between the Bank and its subsidiaries and are eliminated upon consolidation in accordance with accounting standards.

As at 31 December 2023 and 2022, statements of financial position are classified by geographic locations of the Bank as follows:

(Unit: Million Baht)						
Separate financial statements						
As at 31 December						
	2023			2022		
	Domestic	Overseas	Total	Domestic	Overseas	Total
Total assets	867,161	-	867,161	823,860	-	823,860
Interbank and money market items (assets) - net	84,859	-	84,859	116,253	-	116,253
Financial assets measured at fair value through profit or loss	7,650	-	7,650	3,554	-	3,554
Investments - net	116,104	-	116,104	91,156	-	91,156
Loans to customers and accrued interest receivables - net	600,803	-	600,803	558,158	-	558,158
Deposits	678,875	-	678,875	644,008	-	644,008
Interbank and money market items (liabilities)	29,848	-	29,848	41,853	-	41,853
Financial liabilities measured at fair value through profit or loss	528	-	528	50	-	50
Debts issued and borrowings	40,787	-	40,787	28,819	-	28,819

Results of the Bank's operations for the years ended 31 December 2023 and 2022 are classified by type of business as follows:

(Unit: Million Baht)					
Consolidated financial statements					
For the year ended 31 December 2023					
	Commercial Bank	Others*	Total	Eliminated transactions**	Consolidated total
Interest income	38,931	3,650	42,581	(138)	42,443
Less: Interest expenses	12,086	548	12,634	(136)	12,498
Net interest income	26,845	3,102	29,947	2	29,945
Net fees and service income	7,636	161	7,797	(88)	7,709
Other operating income	3,579	578	4,157	(713)	3,444
Less: Other operating expenses	26,551	1,889	28,440	(247)	28,193
Less: Expected credit losses	8,276	915	9,191	(20)	9,171
Profit from operation before income tax expenses	3,233	1,037	4,270	(536)	3,734

* Personal loans, debt collection and asset management services are operated under the subsidiaries.

** Eliminated transactions are transactions between the Bank and its subsidiaries and are eliminated upon consolidation in accordance with accounting standards.

Notes to Financial Statements

For the years ended 31 December 2023 and 2022

(Unit: Million Baht)

Consolidated financial statements

For the year ended 31 December 2022

	Commercial Bank	Others*	Total	Eliminated transactions**	Consolidated total
Interest income	24,750	620	25,370	(17)	25,353
Less: Interest expenses	5,911	74	5,985	(17)	5,968
Net interest income	18,839	546	19,385	-	19,385
Net fees and service income	3,907	96	4,003	(13)	3,990
Other operating income	1,943	9	1,952	(41)	1,911
Less: Other operating expenses	15,656	370	16,026	(1)	16,025
Less: Expected credit losses	2,780	126	2,906	-	2,906
Profit from operation before income tax expenses	6,253	155	6,408	(53)	6,355

* Personal loans, debt collection and asset management services are operated under the subsidiaries.

** Eliminated transactions are transactions between the Bank and its subsidiaries and are eliminated upon consolidation in accordance with accounting standards.

Results of the Bank's operations for the years ended 31 December 2023 and 2022 are classified by geographic locations as follows:

(Unit: Million Baht)

Separate financial statements

For the years ended 31 December

	2023			2022		
	Domestic	Overseas	Total	Domestic	Overseas	Total
Interest income	38,931	-	38,931	24,750	-	24,750
Less: Interest expenses	12,086	-	12,086	5,911	-	5,911
Net interest income	26,845	-	26,845	18,839	-	18,839
Net fees and service income	7,636	-	7,636	3,907	-	3,907
Other operating income	3,579	-	3,579	1,943	-	1,943
Less: Other operating expenses	26,551	-	26,551	15,656	-	15,656
Less: Expected credit losses	8,276	-	8,276	2,780	-	2,780
Profit from operation before income tax expenses	3,233	-	3,233	6,253	-	6,253

42. Interest income

	Consolidated financial statements		(Unit: Million Baht) Separate financial statements	
	For the years ended 31 December		For the years ended 31 December	
	2023	2022	2023	2022
Interbank and money market items	1,616	780	1,616	780
Investments and trading transactions	59	31	59	31
Investments in debt securities	2,046	1,111	2,046	1,110
Loans	38,571	23,368	35,059	22,765
Hire purchase and financial lease	12	27	12	27
Others	139	37	139	37
Total interest income	42,443	25,354	38,931	24,750

Interest income for the year ended 31 December 2023, included interest income from financial assets that are credit impaired of Baht 249 million (2022: Baht 284 million).

43. Interest expenses

	Consolidated financial statements		(Unit: Million Baht) Separate financial statements	
	For the years ended 31 December		For the years ended 31 December	
	2023	2022	2023	2022
Deposits	7,301	3,505	7,302	3,506
Interbank and money market items	600	458	276	410
Contributions to Deposit Protection Agency and Financial Institutions Development Fund	3,093	1,372	3,093	1,372
Debts issued and borrowings				
- Subordinated debentures	1,094	471	1,094	471
- Senior debentures	237	90	150	81
Others	173	72	171	71
Total interest expenses	12,498	5,968	12,086	5,911

Notes to Financial Statements

For the years ended 31 December 2023 and 2022

44. Fees and service income

	Consolidated financial statements		(Unit: Million Baht) Separate financial statements	
	For the years ended 31 December		For the years ended 31 December	
	2023	2022	2023	2022
Fees and service income				
- Acceptances, aval and guarantees	420	420	420	420
- Credit cards	6,251	2,200	6,251	2,200
- Insurance fees	1,114	884	1,035	874
- Mutual Fund management and underwriting fees	965	497	965	497
- Others	1,188	1,364	1,149	1,360
Total fees and service income	9,938	5,365	9,820	5,351
Fees and service expenses				
- Agency referral fees	509	316	460	291
- Service expenses	31	33	40	128
- Others	1,689	1,026	1,684	1,025
Total fees and service expenses	2,229	1,375	2,184	1,444
Net fees and service income	7,709	3,990	7,636	3,907

45. Net gains on financial instruments measured at fair value through profit or loss

	(Unit: Million Baht) Consolidated and separate financial statements	
	For the years ended 31 December	
	2023	2022
- Foreign currencies and derivatives on foreign exchange	2,092	1,403
- Foreign currencies (Swap Cost)	158	(11)
- Derivatives on interest rates	59	356
- Investments in debt securities	35	4
- Debt issued and borrowings	6	(171)
- Others	-	2
Total	2,350	1,583

46. Net gains (losses) on investments

	(Unit: Million Baht)	
	Consolidated and separate financial statements	
	For the years ended 31 December	
	2023	2022
Gains (losses) on disposal of investment in debt securities measured at fair value through other comprehensive income	(90)	68
Net gains (losses) on investments	(90)	68

47. Expected credit losses

Expected credit losses and gains or losses resulting from changes in criteria for financial assets for the years ended 31 December 2023 and 2022 are as follows:

	Consolidated financial statements		Separate financial statements	
	For the years ended 31 December		For the years ended 31 December	
	2023	2022	2023	2022
Expected credit losses:				
Interbank and money market items	(3)	24	(3)	24
Investment in debt securities measured at amortised cost	(3)	(16)	(3)	(16)
Investment in debt securities measured at fair value through other comprehensive income	4	21	4	21
Loans to customers and accrued interest receivables	9,299	2,868	8,404	2,742
Total	9,297	2,897	8,402	2,771
Loan commitments and financial guarantee contracts	(126)	9	(126)	9
Total expected credit losses	9,171	2,906	8,276	2,780

Notes to Financial Statements

For the years ended 31 December 2023 and 2022

48. Fair values of assets and liabilities

48.1 Fair value estimation process

The Bank and its subsidiaries estimate fair values of assets and liabilities under the following policies, controls, methods and assumptions.

The Bank's fair value estimation process is monitored under the policies, which cover methods of calculation, market data, counterparty credit risk and reserve provisioning. Such policies determine the methods and controls in estimating fair values of assets and liabilities where mark-to-market or mark-to-model is required.

The rates and parameters used in estimating fair values are reviewed independently by Product Control (PC) Unit and other relevant units whereby in case of products or financial instruments that are traded in the liquid market or the exchange, the fair values will be cross-checked with other service providers in the market or other market sources. If the market prices obtained have no liquidity, the Bank will use other additional techniques, i.e. valuation using historical information or using market rates and parameters available to test the level of reasonableness of such fair values.

In case that the fair values are determined using data that is not available in an observable market, the Bank will use other available financial information, e.g. cash flows, profit or loss, or net asset value to determine the fair values. The Bank sets aside additional valuation reserves to compensate for the uncertainties in such valuations.

Fair value measurement hierarchy is as follows:

Level 1 - Use of quoted market prices in an observable active market for such assets or liabilities.

Level 2 - Use of other observable, whether directly or indirectly, inputs for such assets or liabilities

Level 3 - Use of unobservable inputs such as estimates of future cash flows, etc.

48.2 Fair values of assets and liabilities

Fair values of each item of assets and liabilities are estimated using the following methods and assumptions.

(a) Cash and interbank and money market items (assets)

The fair values of cash and interbank and money market items, which have a remaining maturity period of less than 1 year as from the financial reporting dates or bear floating interest rates, are estimated at their carrying values.

In addition, the carrying amount of interbank and money market items (assets) reliably reflected the fair value, as most of the items were short term in nature.

(b) Investments

For government and state enterprises bonds, fair value is calculated based on the average latest bidding price posted on the Thai Bond Market Association.

For non-marketable equity securities, fair value is based on the net asset values of such investments.

(c) Loans to customers

The fair values of the floating rate loans that are scheduled to be re-priced regularly and have no significant change in credit risk or of the fixed rate loans that are re-priced within 1 year as from the financial reporting dates are estimated at their carrying values.

In addition, the carrying amount of loans to customers reliably reflected the fair value, as most of the items were short term or used floating interest rate or used fixed interest rate that are scheduled to be re-priced less than 1 year.

(d) Accrued interest receivables

The fair values of accrued interest receivables are estimated at their carrying values.

(e) Land and buildings

- Appraisal of land: Market comparison approach is used whereby the buying and selling prices for assets with similar characteristics are obtained.
- Appraisal of buildings: The depreciated replacement cost approach is used for buildings specifically used for the Bank's operation. The market comparison approach is used for general buildings whereby the buying and selling prices for assets with similar characteristics are obtained. The income approach is used for assets that generate revenues.

(f) Deposits

The fair values of demand deposits, floating rate deposits and deposits that are re-priced within 1 year as from the financial reporting dates are estimated to approximate their carrying values.

In addition, the carrying amount of deposits reliably reflected the fair value, as most of the items were short term or referent to floating interest rates index.

(g) Interbank and money market items (liabilities)

The fair values of interbank and money market items that have a remaining maturity period of less than 1 year as from the financial reporting dates or bear floating rates of interest are estimated to approximate their carrying values.

In addition, the carrying amount of interbank and money market items (liabilities) reliably reflected the fair value, as most of the items were short term in nature.

(h) Debts issued and borrowings

The fair values of borrowings with a remaining maturity period of less than 1 year as from the financial reporting dates are estimated at their carrying values. The fair values of borrowings with a remaining maturity period of longer than 1 year as from the financial reporting dates are estimated using the discounted cash flow techniques and applying an average rate of interest currently charged on borrowings with similar arrangements.

The fair values of debt issuances are calculated using the prices quoted in the market.

(i) Derivatives

The fair values of future contracts are prices quoted in the exchange.

The fair values of foreign exchange contracts are obtained from observable market rates of similar foreign exchange contracts.

Notes to Financial Statements

For the years ended 31 December 2023 and 2022

The fair values of interest rate contracts are estimated using discounted cash flow techniques and discounting by observable market rates.

The valuation process for these financial instruments is supplemented by valuation reserves to adjust for valuation uncertainties. Market Risk and Product Control (MRPC) Unit proposes the valuation reserve methodologies and adjustments to Asset and Liability Committee (ALCO). Such adjustments or reserves will take into accounts the use of bid/offer for short or long positions, long term market conditions, and market parameters.

As at 31 December 2023 and 2022, the Bank and its subsidiaries had the assets and liabilities that were measured at fair value using different levels of inputs as follows:

	(Unit: Million Baht)				
	Consolidated and separate financial statements				
	As at 31 December 2023				
	Carrying value	Fair value			Total
		Level 1	Level 2	Level 3	
Financial assets measured at fair value					
Financial assets measured at fair value through profit or loss	7,650	-	7,650	-	7,650
Investments in debt securities measured at fair value through other comprehensive income	75,286	-	75,286	-	75,286
Investments in equity securities designated to be measured at fair value through other comprehensive income	78	-	78	-	78
Derivative assets	12,793	-	12,793	-	12,793
Other assets	4	-	4	-	4
Financial liabilities measured at fair value					
Financial liabilities measured at fair value through profit or loss	528	-	528	-	528
Derivatives liabilities	11,734	-	11,734	-	11,734
Other liabilities	22	-	22	-	22
Non-financial assets measured at fair value					
Land and building	13,314	-	-	13,314	13,314

(Unit: Million Baht)

Consolidated and separate financial statements

As at 31 December 2022

	Carrying value	Fair value			Total
		Level 1	Level 2	Level 3	
Financial assets measured at fair value					
Financial assets measured at fair value through profit or loss	3,554	-	3,554	-	3,554
Investments in debt securities measured at fair value through other comprehensive income	50,519	-	50,519	-	50,519
Investments in equity securities designated to be measured at fair value through other comprehensive income	79	-	79	-	79
Derivative assets	11,420	-	11,420	-	11,420
Other assets	2	-	2	-	2
Financial liabilities measured at fair value					
Financial liabilities measured at fair value through profit or loss	50	-	50	-	50
Derivatives liabilities	11,465	-	11,465	-	11,465
Other liabilities	3	-	3	-	3
Non-financial assets measured at fair value					
Land and building	13,358	-	-	13,358	13,358

Financial assets and liabilities, which were not measured at fair value, as most of the items were short-term in nature or carry interest at rates close to the market interest rates. The Bank and its subsidiaries' fair value is assumed to approximate book value in the statement of financial position.

During the current year, there were no transfers within the fair value hierarchy.

49. Disclosure of financial instruments

The Bank's business activities involve the use of financial instruments, including derivatives. These activities may expose the Bank to a variety of financial risks, credit risk, foreign exchange risk, interest rate risk and liquidity risk. In entering into those committed financial transactions, the Bank is governed by policies and parameters approved by a designated committee from the Board of Directors as appropriated. The Risk Management Sector assumes the independent oversight of risks undertaken by the Bank, and takes the lead in the formulation and approval of risk policies, controls and processes whereby the Market Risk and Product Control (MRPC) Unit under the Risk Management Sector monitors Global Markets' operation to be in compliance with prescribed trading policies and risk limits. This is further enhanced by the audit of internal control in relation to risk management as carried out by the Internal Audit.

Notes to Financial Statements

For the years ended 31 December 2023 and 2022

49.1 Relevant accounting policies

Details of significant accounting policies and methods adopted, including criteria for revenue and expense recognition in respect of each class of financial assets and financial liabilities, are already disclosed in Note 4 to the financial statements.

49.2 Credit risk

Credit risk is the risk of loss arising from any failure by a borrower or a counterparty to meet its financial obligations when such obligations are due. The Risk and Capital Committee and Credit Committee are the committees delegated by the Board of Directors to oversee all credit risk and credit related matters. These committees maintain oversight of the effectiveness of the Bank's credit risk management structure and framework including policies, processes, information, infrastructure, analysis and information technology including management of all elements of credit risk in order to facilitate the business development within a prudent, consistent and efficient credit risk management framework.

Credit risk exposures are managed through a robust credit underwriting, structuring and monitoring process. The process includes monthly review of all Non Performing (or Stage 3) and Under-Performing (or Stage 2) accounts, ensuring credit quality and the timely recognition of asset impairment. In addition, credit review are performed regularly to proactively manage any delinquency, minimise undesirable concentrations, maximise recoveries, and ensure compliance with credit policies and procedures. Past dues and credit limit excesses are also tracked and analysed regularly.

The maximum exposure to credit risk

The table below shows the maximum exposure to credit risk for recognised and unrecognised financial instruments. The maximum exposure is shown gross before both the effect of mitigation through use of collateral and any arrangements to increase credibility.

For financial assets recognised on the statement of financial position, the maximum exposure to credit risk equals their carrying values.

For financial guarantees granted, the maximum exposure to credit risk is the maximum amount that the Bank would have to pay if the guarantees are called upon. For loan commitments and other credit related commitments that are irrevocable over the life of the respective facilities, the maximum exposure to credit risk is the full amount of the committed facilities.

As at 31 December 2023 and 2022, the maximum exposure to credit risk were as follows:

	(Unit: Million Baht)	
	Consolidated financial statements	
	As at 31 December	
	2023	2022
Interbank and money market items (assets)	85,526	117,191
Investments in debt securities measured at fair value through other comprehensive income	74,676	50,853
Investments in debt securities measured at amortised cost	32,159	32,059
Loans to customers and accrued interest receivables	637,138	593,327
Accrued interest receivables on non-loans	428	177
Total financial assets	829,927	793,607
Loan commitments	284,248	259,113
Financial guarantees	32,754	38,424
Total	317,002	297,537
Total credit exposures	1,146,929	1,091,144

	(Unit: Million Baht)	
	Separate financial statements	
	As at 31 December	
	2023	2022
Interbank and money market items (assets)	84,937	116,316
Investments in debt securities measured at fair value through other comprehensive income	74,676	50,853
Investments in debt securities measured at amortised cost	32,159	32,059
Loans to customers and accrued interest receivables	618,458	574,469
Accrued interest receivables on non-loans	428	177
Total financial assets	810,658	773,874
Loan commitments	284,248	259,113
Financial guarantees	32,754	38,424
Total	317,002	297,537
Total credit exposures	1,127,660	1,071,411

Notes to Financial Statements

For the years ended 31 December 2023 and 2022

Credit quality analysis

The Bank has adopted the policy to prevent this risk by performing credit analysis from customers' information and follow-up on customer status consistently.

The table below shows the credit quality of financial assets exposed to credit risk. The amounts presented for financial assets are gross carrying amount (before impairment allowances). For loan commitments and financial guarantee contracts, the amounts in the table represent the amounts committed or guaranteed, respectively.

The explanation of expected credit losses for 12 months, life-time and credit-impaired was described in Note 4.11 to the financial statements.

(Unit: Million Baht)

Consolidated financial statements

31 December 2023

	Financial assets where there has not been a significant increase in credit risk (12-mth ECL)	Financial assets where there has been a significant increase in credit risk (Lifetime ECL - not credit impaired)	Financial assets that are credit-impaired (Lifetime ECL - credit impaired)	Financial assets that are credit impaired at purchased or originated credit impaired	Total
Interbank and money market items (assets)					
Investment grade*	85,505	-	-	-	85,505
Total	85,505	-	-	-	85,505
Less: Allowance for expected credit losses	(57)	-	-	-	(57)
Net book value	85,448	-	-	-	85,448
Investments in debt securities measured at fair value through other comprehensive income					
Investment grade*	75,286	-	-	-	75,286
Total	75,286	-	-	-	75,286
Allowance for expected credit losses	(43)	-	-	-	(43)
Investments in debt securities measured at amortised cost					
Investment grade*	32,161	-	-	-	32,161
Total	32,161	-	-	-	32,161
Less: Allowance for expected credit losses	(18)	-	-	-	(18)
Net book value	32,143	-	-	-	32,143
Loans to customers and accrued interest receivables - net					
Overdue 0 day	579,718	20,803	4,723	-	605,244
Overdue 1 - 30 days	7,097	4,063	982	-	12,142
Overdue 31 - 60 days	-	3,290	850	-	4,140
Overdue 61 - 90 days	-	1,037	1,405	-	2,442
More than 90 days onwards	-	-	13,170	-	13,170
Total	586,815	29,193	21,130	-	637,138
Less: Allowance for expected credit losses	(4,602)	(4,212)	(10,142)	-	(18,956)
Net book value	582,213	24,981	10,988	-	618,182
Loan commitments					
Overdue 0 day	281,013	3,235	-	-	284,248
Total	281,013	3,235	-	-	284,248
Less: Allowance for expected credit losses	(481)	(73)	-	-	(554)
Net book value	280,532	3,162	-	-	283,694
Financial guarantee contracts					
Overdue 0 day	32,034	375	345	-	32,754
Total	32,034	375	345	-	32,754
Less: Allowance for expected credit losses	(80)	(4)	(196)	-	(280)
Net book value	31,954	371	149	-	32,474

* Rating of external credit risk rating agency

Notes to Financial Statements

For the years ended 31 December 2023 and 2022

(Unit: Million Baht)

Consolidated financial statements					
31 December 2022					
	Financial assets where there has not been a significant increase in credit risk (12-mth ECL)	Financial assets where there has been a significant increase in credit risk (Lifetime ECL - not credit impaired)	Financial assets that are credit-impaired (Lifetime ECL - credit impaired)	Financial assets that are credit impaired at purchased or originated credit impaired)	Total
Interbank and money market items (assets)					
Investment grade*	117,189	-	-	-	117,189
Total	117,189	-	-	-	117,189
Less: Allowance for expected credit losses	(62)	-	-	-	(62)
Net book value	117,127	-	-	-	117,127
Investments in debt securities measured at fair value through other comprehensive income					
Investment grade*	50,519	-	-	-	50,519
Total	50,519	-	-	-	50,519
Allowance for expected credit losses	(39)	-	-	-	(39)
Investments in debt securities measured at amortised cost					
Investment grade*	32,028	-	-	-	32,028
Total	32,028	-	-	-	32,028
Less: Allowance for expected credit losses	(21)	-	-	-	(21)
Net book value	32,007	-	-	-	32,007
Loans to customers and accrued interest receivables - net					
Overdue 0 day	529,350	23,143	5,210	935	558,638
Overdue 1 - 30 days	11,597	4,067	1,313	-	16,977
Overdue 31 - 60 days	-	3,205	1,092	-	4,297
Overdue 61 - 90 days	-	1,054	1,104	-	2,158
More than 90 days onwards	-	-	11,214	43	11,257
Total	540,947	31,469	19,933	978	593,327
Less: Allowance for expected credit losses	(5,287)	(3,813)	(8,364)	(43)	(17,507)
Net book value	535,660	27,656	11,569	935	575,820
Loan commitments					
Overdue 0 day	254,937	4,176	-	-	259,113
Total	254,937	4,176	-	-	259,113
Less: Allowance for expected credit losses	(475)	(82)	-	-	(557)
Net book value	254,462	4,094	-	-	258,556
Financial guarantee contracts					
Overdue 0 day	37,511	405	508	-	38,424
Total	37,511	405	508	-	38,424
Less: Allowance for expected credit losses	(145)	(7)	(120)	-	(272)
Net book value	37,366	398	388	-	38,152

* Rating of external credit risk rating agency

(Unit: Million Baht)

Separate financial statements

31 December 2023

	Financial assets where there has not been a significant increase in credit risk (12-mth ECL)	Financial assets where there has been a significant increase in credit risk (Lifetime ECL - not credit impaired)	Financial assets that are credit-impaired (Lifetime ECL - credit impaired)	Financial assets that are credit impaired at purchased or originated credit impaired	Total
Interbank and money market items (assets)					
Investment grade*	84,917	-	-	-	84,917
Total	84,917	-	-	-	84,917
Less: Allowance for expected credit losses	(58)	-	-	-	(58)
Net book value	84,859	-	-	-	84,859
Investments in debt securities measured at fair value through other comprehensive income					
Investment grade*	75,286	-	-	-	75,286
Total	75,286	-	-	-	75,286
Allowance for expected credit losses	(43)	-	-	-	(43)
Investments in debt securities measured at amortised cost					
Investment grade*	32,161	-	-	-	32,161
Total	32,161	-	-	-	32,161
Less: Allowance for expected credit losses	(18)	-	-	-	(18)
Net book value	32,143	-	-	-	32,143
Loans to customers and accrued interest receivables - net					
Overdue 0 day	563,692	20,606	4,686	-	588,984
Overdue 1 - 30 days	6,097	3,977	967	-	11,041
Overdue 31 - 60 days	-	2,689	834	-	3,523
Overdue 61 - 90 days	-	652	1,390	-	2,042
More than 90 days onwards	-	-	12,868	-	12,868
Total	569,789	27,924	20,745	-	618,458
Less: Allowance for expected credit losses	(4,311)	(3,444)	(9,900)	-	(17,655)
Net book value	565,478	24,480	10,845	-	600,803
Loan commitments					
Overdue 0 day	281,013	3,235	-	-	284,248
Total	281,013	3,235	-	-	284,248
Less: Allowance for expected credit losses	(481)	(73)	-	-	(554)
Net book value	280,532	3,162	-	-	283,694
Financial guarantee contracts					
Overdue 0 day	32,034	375	345	-	32,754
Total	32,034	375	345	-	32,754
Less: Allowance for expected credit losses	(80)	(4)	(196)	-	(280)
Net book value	31,954	371	149	-	32,474

* Rating of external credit risk rating agency

Notes to Financial Statements

For the years ended 31 December 2023 and 2022

(Unit: Million Baht)

Separate financial statements					
31 December 2022					
	Financial assets where there has not been a significant increase in credit risk (12-mth ECL)	Financial assets where there has been a significant increase in credit risk (Lifetime ECL - not credit impaired)	Financial assets that are credit-impaired (Lifetime ECL - credit impaired)	Financial assets that are credit impaired at purchased or originated credit impaired)	Total
Interbank and money market items (assets)					
Investment grade*	116,315	-	-	-	116,315
Total	116,315	-	-	-	116,315
Less: Allowance for expected credit losses	(62)	-	-	-	(62)
Net book value	116,253	-	-	-	116,253
Investments in debt securities measured at fair value through other comprehensive income					
Investment grade*	50,519	-	-	-	50,519
Total	50,519	-	-	-	50,519
Allowance for expected credit losses	(39)	-	-	-	(39)
Investments in debt securities measured at amortised cost					
Investment grade*	32,028	-	-	-	32,028
Total	32,028	-	-	-	32,028
Less: Allowance for expected credit losses	(21)	-	-	-	(21)
Net book value	32,007	-	-	-	32,007
Loans to customers and accrued interest receivables - net					
Overdue 0 day	513,193	23,143	5,210	-	541,546
Overdue 1 - 30 days	11,125	3,761	1,313	-	16,199
Overdue 31 - 60 days	-	2,696	1,092	-	3,788
Overdue 61 - 90 days	-	822	1,038	-	1,860
More than 90 days onwards	-	-	11,033	43	11,076
Total	524,318	30,422	19,686	43	574,469
Less: Allowance for expected credit losses	(4,842)	(3,208)	(8,218)	(43)	(16,311)
Net book value	519,476	27,214	11,468	-	558,158
Loan commitments					
Overdue 0 day	254,937	4,176	-	-	259,113
Total	254,937	4,176	-	-	259,113
Less: Allowance for expected credit losses	(475)	(82)	-	-	(557)
Net book value	254,462	4,094	-	-	258,556
Financial guarantee contracts					
Overdue 0 day	37,511	405	508	-	38,424
Total	37,511	405	508	-	38,424
Less: Allowance for expected credit losses	(145)	(7)	(120)	-	(272)
Net book value	37,366	398	388	-	38,152

* Rating of external credit risk rating agency

Collateral and any arrangements to increase creditability

The Bank has held collateral and any arrangement to increase creditability of exposure to credit risk. The details of the collateral held by the Bank for each type of financial assets were as follows:

(Unit: Million Baht)			
Consolidated financial statements			
Exposure to credit risk with collateral			
As at 31 December			
	2023	2022	Type of collateral
Interbank and money market items (assets)	53,016	88,507	Securities
Loans to customers and accrued interest receivables	500,283	478,431	Land, building, machines etc.
Financial guarantees	32,755	38,424	Deposits, land and building

(Unit: Million Baht)			
Separate financial statements			
Exposure to credit risk with collateral			
As at 31 December			
	2023	2022	Type of collateral
Interbank and money market items (assets)	53,016	88,507	Securities
Loans to customers and accrued interest receivables	505,555	477,502	Land, building, machines etc.
Financial guarantees	32,755	38,424	Deposits, land and building

49.3 Commodity price risk

Commodity price risk is the risk arising from the price change of commodities, which may affect the value of the Bank's financial instruments or may cause volatility in the Bank's earnings and cost of funds.

All commodity derivatives are managed on a back-to-back basis. The risk is independently monitored by Market Risk and Product Control (MRPC) Unit. Because the Bank records commodity derivatives at fair value, the Bank's commodity price risk is considered according to their carrying value.

49.4 Interest rate risk

Interest rate risk is the impact to earnings and economic value of the Bank due to the fluctuations in interest rates. This interest rate exposure arises from differences in the maturity and repricing dates of assets and liabilities items.

These mismatches are actively monitored and managed as part of the overall interest rate risk management process which is conducted in accordance with the Bank's risk management policies.

Notes to Financial Statements

For the years ended 31 December 2023 and 2022

The Bank's interest rate risk sensitivity is measured as changes in economic value of equity (EVE) or net interest income (NII) based on Basel Interest Rate Risk in the Banking Book requirements.

EVE is the present value of assets less present value of liabilities of the Bank. NII is the simulated change in the Bank's net interest income.

However, financial assets and liabilities represented their carrying values in statements of financial position, which are classified by types of interest rates and repricing periods as follows:

(Unit: Million Baht)

Consolidated financial statements							
As at 31 December 2023							
	Floating rate/ Within 3 months	3 - 12 months	1-5 years	More than 5 years	Non- interest bearing	Total	Average return rate (% per annum)
Financial assets							
Cash	-	-	-	-	3,458	3,458	-
Interbank and money market items - net	62,756	1,419	17	-	21,256	85,448	1.71
Financial assets measured at fair value through profit or loss	2,677	1,235	2,388	1,350	-	7,650	2.96
Derivatives assets	-	-	-	-	12,793	12,793	-
Investments - net	18,283	-	36,607	52,539	78	107,507	2.42
Loans to customers*	548,167	28,492	30,872	689	21,446	629,666	6.85
Other receivables from sold non-performing loans - net	58	-	-	-	10	68	2.20
Financial liabilities							
Deposits	518,217	145,789	3,111	-	11,243	678,360	1.89
Interbank and money market items	20,719	3,229	13,395	-	1,505	38,848	0.61
Liabilities payable on demand	-	-	-	-	3,240	3,240	-
Financial liabilities measured at fair value through profit or loss	203	325	-	-	-	528	8.00
Derivatives liabilities	-	-	-	-	11,734	11,734	-
Debt issued and borrowings	-	7,493	19,354	18,808	-	45,655	3.61
Lease liabilities	75	161	199	-	-	435	2.60

* Under the Bank's interest rate risk management policy, loans to customers that are credit-impaired and loans to customers that are overdue and contracts were matured are reported in the "non-interest bearing" bucket.

(Unit: Million Baht)

Consolidated financial statements

As at 31 December 2022

	Floating rate/ Within 3 months	3 - 12 months	1-5 years	More than 5 years	Non- interest bearing	Total	Average return rate (% per annum)
Financial assets							
Cash	-	-	-	-	3,025	3,025	-
Interbank and money market items - net	96,086	812	-	-	20,229	117,127	1.03
Financial assets measured at fair value through profit or loss	1,571	1,481	1	501	-	3,554	0.46
Derivatives assets	-	-	-	-	11,420	11,420	-
Investments - net	11,200	10,673	25,722	34,931	79	82,605	2.08
Loans to customers*	19,767	439,506	87,785	39,184	1,410	587,652	4.69
Other receivables from sold non-performing loans - net	136	-	-	-	9	145	1.95
Financial liabilities							
Deposits	500,663	114,908	15,695	-	12,335	643,601	0.84
Interbank and money market items	27,407	14,054	11,050	-	2,142	54,653	1.43
Liabilities payable on demand	-	-	-	-	2,706	2,706	-
Financial liabilities measured at fair value through profit or loss	40	10	-	-	-	50	8.06
Derivatives liabilities	-	-	-	-	11,465	11,465	-
Debt issued and borrowings	-	2,000	9,985	18,834	-	30,819	3.07
Lease liabilities	74	189	197	-	-	460	1.90

* Under the Bank's interest rate risk management policy, loans to customers that are credit-impaired and loans to customers that are overdue and contracts were matured are reported in the "non-interest bearing" bucket.

Notes to Financial Statements

For the years ended 31 December 2023 and 2022

(Unit: Million Baht)

	Separate financial statements						Average return rate (% per annum)
	As at 31 December 2023						
	Floating rate/ Within 3 months	3 - 12 months	1-5 years	More than 5 years	Non- interest bearing	Total	
Financial assets							
Cash	-	-	-	-	3,458	3,458	-
Interbank and money market items - net	62,167	1,419	17	-	21,256	84,859	1.71
Financial assets measured at fair value through profit or loss	2,677	1,235	2,388	1,350	-	7,650	2.96
Derivatives assets	-	-	-	-	12,793	12,793	-
Investments - net	18,283	-	36,607	52,539	8,675	116,104	2.42
Loans to customers*	553,379	28,004	8,395	-	21,440	611,218	6.54
Other receivables from sold non-performing loans - net	58	-	-	-	10	68	2.20
Financial liabilities							
Deposits	518,434	145,789	3,111	-	11,541	678,875	1.89
Interbank and money market items	19,719	2,429	6,195	-	1,505	29,848	0.61
Liabilities payable on demand	-	-	-	-	3,240	3,240	-
Financial liabilities measured at fair value through profit or loss	203	325	-	-	-	528	8.00
Derivatives liabilities	-	-	-	-	11,734	11,734	-
Debt issued and borrowings	-	7,493	14,486	18,808	-	40,787	3.70
Lease liabilities	62	140	151	-	-	353	2.32

* Under the Bank's interest rate risk management policy, loans to customers that are credit-impaired and loans to customers that are overdue and contracts were matured are reported in the "non-interest bearing" bucket.

(Unit: Million Baht)

Separate financial statements

As at 31 December 2022

	Floating rate/ Within 3 months	3 - 12 months	1-5 years	More than 5 years	Non- interest bearing	Total	Average return rate (% per annum)
Financial assets							
Cash	-	-	-	-	3,025	3,025	-
Interbank and money market items - net	95,212	812	-	-	20,229	116,253	1.03
Financial assets measured at fair value through profit or loss	1,571	1,481	1	501	-	3,554	0.46
Derivatives assets	-	-	-	-	11,420	11,420	-
Investments - net	11,200	10,673	25,722	34,931	8,630	91,156	2.08
Loans to customers*	19,780	442,468	87,218	19,534	-	569,000	4.19
Other receivables from sold non-performing loans - net	136	-	-	-	9	145	1.95
Financial liabilities							
Deposits	500,854	114,952	15,695	-	12,507	644,008	0.84
Interbank and money market items	26,407	9,554	3,750	-	2,142	41,853	1.43
Liabilities payable on demand	-	-	-	-	2,706	2,706	-
Financial liabilities measured at fair value through profit or loss	40	10	-	-	-	50	8.06
Derivatives liabilities	-	-	-	-	11,465	11,465	-
Debt issued and borrowings	-	-	9,985	18,834	-	28,819	3.12
Lease liabilities	63	161	178	-	-	402	1.73

* Under the Bank's interest rate risk management policy, loans to customers that are credit-impaired and loans to customers that are overdue and contracts were matured are reported in the "non-interest bearing" bucket.

49.5 Exchange rate risk

Foreign exchange risk is the risk to revenues and economic value of foreign currency assets, liabilities, and financial derivatives caused by fluctuations in foreign exchange rates.

The Bank's foreign exchange exposures comprise of trading and non-trading. Non-trading foreign exchange exposures are principally derived from investment and customer businesses. The Bank utilises mainly spot foreign exchange, foreign currency forwards, and swaps to reduce its foreign exchange risk.

Foreign exchange risk is independently managed through policies and risk limits and monitored by Market Risk and Product Control (MRPC) Unit.

Notes to Financial Statements

For the years ended 31 December 2023 and 2022

49.6 Liquidity risk

Liquidity risk is the risk that the Bank and its subsidiaries may not be able to meet their obligations as they fall due as a result of inability to liquidate their assets or to cover funding requirements at an appropriate price, resulting in losses to the Bank and its subsidiaries.

The Bank and its subsidiaries manage liquidity risk in accordance with the liquidity framework, which comprises policies, controls and limits. These controls and policies include setting of net cumulative cash flow mismatch limits, monitoring of liquidity early warning indicators, stress test analysis of cash flows in liquidity crisis scenarios and establishment of a comprehensive contingency funding plan. The Bank is also required by the regulators to maintain sufficient high liquid assets to support potential cash outflows under severe liquidity stressed scenario. The main objectives are honouring all cash outflow commitments on an on-going basis, satisfying statutory liquidity and reserve requirements, and avoiding raising funds at market premiums or through forced sale of assets.

The maturity analysis of financial assets and liabilities representing their carrying values in statements of financial position is as follows:

(Unit: Million Baht)							
Consolidated financial statements							
As at 31 December 2023							
	Call	Within 3 months	3-12 months	1-5 years	More than 5 years	No specific maturity	Total
Financial assets							
Cash	3,458	-	-	-	-	-	3,458
Interbank and money market items - net	22,653	61,856	922	17	-	-	85,448
Financial assets measured at fair value through profit or loss	-	2,726	978	2,645	1,301	-	7,650
Derivatives assets	-	-	-	-	-	12,793	12,793
Investments - net	-	16,841	1,442	36,607	52,539	78	107,507
Loans to customers*	4,216	134,255	57,689	110,714	322,792	-	629,666
Other receivables from sold non-performing loans - net	-	19	39	10	-	-	68
Financial liabilities							
Deposits	463,195	66,265	145,789	3,111	-	-	678,360
Interbank and money market items	18,978	3,246	3,229	13,395	-	-	38,848
Liabilities payable on demand	3,240	-	-	-	-	-	3,240
Financial liabilities measured at fair value through profit or loss	-	203	325	-	-	-	528
Derivatives liabilities	-	-	-	-	-	11,734	11,734
Debt issued and borrowings	-	-	7,493	7,354	18,808	12,000	45,655
Lease liabilities	-	75	161	199	-	-	435

* Under the Bank's liquidity risk management policy, loans to customers that are credit-impaired such as certain restructured loans and NPLs are reported in the "more than 5 years" bucket.

(Unit: Million Baht)

Consolidated financial statements

As at 31 December 2022

	Call	Within 3 months	3-12 months	1-5 years	More than 5 years	No specific maturity	Total
Financial assets							
Cash	3,025	-	-	-	-	-	3,025
Interbank and money market items - net	22,671	94,343	113	-	-	-	117,127
Financial assets measured at fair value through profit or loss	-	1,631	1,481	1	441	-	3,554
Derivatives assets	-	-	-	-	-	11,420	11,420
Investments - net	-	11,200	10,673	25,722	34,931	79	82,605
Loans to customers*	3,285	117,070	48,039	104,695	314,563	-	587,652
Other receivables from sold non-performing loans - net	-	19	58	68	-	-	145
Financial liabilities							
Deposits	464,632	48,367	114,907	15,695	-	-	643,601
Interbank and money market items	19,758	9,791	14,054	11,050	-	-	54,653
Liabilities payable on demand	2,706	-	-	-	-	-	2,706
Financial liabilities measured at fair value through profit or loss	-	40	10	-	-	-	50
Derivatives liabilities	-	-	-	-	-	11,465	11,465
Debt issued and borrowings	-	-	2,000	9,985	18,834	-	30,819
Lease liabilities	-	74	189	197	-	-	460

* Under the Bank's liquidity risk management policy, loans to customers that are credit-impaired such as certain restructured loans and NPLs are reported in the "more than 5 years" bucket.

Notes to Financial Statements

For the years ended 31 December 2023 and 2022

(Unit: Million Baht)

Separate financial statements							
As at 31 December 2023							
	Call	Within 3 months	3-12 months	1-5 years	More than 5 years	No specific maturity	Total
Financial assets							
Cash	3,458	-	-	-	-	-	3,458
Interbank and money market items - net	22,064	61,856	922	17	-	-	84,859
Financial assets measured at fair value through profit or loss	-	2,726	978	2,645	1,301	-	7,650
Derivatives assets	-	-	-	-	-	12,793	12,793
Investments - net	-	16,841	1,442	36,607	52,539	8,675	116,104
Loans to customers*	4,216	138,467	58,201	88,236	322,098	-	611,218
Other receivables from sold non-performing loans - net	-	19	39	10	-	-	68
Financial liabilities							
Deposits	463,710	66,265	145,789	3,111	-	-	678,875
Interbank and money market items	18,978	2,246	2,429	6,195	-	-	29,848
Liabilities payable on demand	3,240	-	-	-	-	-	3,240
Financial liabilities measured at fair value through profit or loss	-	203	325	-	-	-	528
Derivatives liabilities	-	-	-	-	-	11,734	11,734
Debt issued and borrowings	-	-	7,493	2,486	18,808	12,000	40,787
Lease liabilities	-	62	140	151	-	-	353

* Under the Bank's liquidity risk management policy, loans to customers that are credit-impaired such as certain restructured loans and NPLs are reported in the "more than 5 years" bucket.

(Unit: Million Baht)

Separate financial statements

As at 31 December 2022

	Call	Within 3 months	3-12 months	1-5 years	More than 5 years	No specific maturity	Total
Financial assets							
Cash	3,025	-	-	-	-	-	3,025
Interbank and money market items - net	21,797	94,343	113	-	-	-	116,253
Financial assets measured at fair value through profit or loss	-	1,631	1,481	1	441	-	3,554
Derivatives assets	-	-	-	-	-	11,420	11,420
Investments - net	-	11,200	10,673	25,722	34,931	8,630	91,156
Loans to customers*	3,285	120,032	47,472	85,044	313,167	-	569,000
Other receivables from sold non-performing loans - net	-	19	58	68	-	-	145
Financial liabilities							
Deposits	464,994	48,367	114,952	15,695	-	-	644,008
Interbank and money market items	19,758	8,791	9,554	3,750	-	-	41,853
Liabilities payable on demand	2,706	-	-	-	-	-	2,706
Financial liabilities measured at fair value through profit or loss	-	40	10	-	-	-	50
Derivatives liabilities	-	-	-	-	-	11,465	11,465
Debt issued and borrowings	-	-	-	9,985	18,834	-	28,819
Lease liabilities	-	63	161	178	-	-	402

* Under the Bank's liquidity risk management policy, loans to customers that are credit-impaired such as certain restructured loans and NPLs are reported in the "more than 5 years" bucket.

49.7 Interest rate benchmark reform

The transition from using IBOR interest rates, including LIBOR and THBFX, to Alternative Reference Rate has been smooth. Outstanding transactions referencing LIBOR and THBFX interest rates have been contractually modified to reference other alternative interest rates without significantly impacting the Bank's financial position.

Notes to Financial Statements

For the years ended 31 December 2023 and 2022

50. Reclassification

Certain amounts in the financial statements have been reclassified to conform to the current year's classification as follow:

	Consolidated financial statements		(Unit: Million Baht) Separate financial statements	
	As at 31 December 2022		As at 31 December 2022	
	As reclassified	As previously reported	As reclassified	As previously reported
Transitional services agreement expenses	484	-	484	-
Other operating expenses	2,295	2,779	2,166	2,650

This reclassification does not have impact on profits or shareholders' equity as reported.

51. Approval of financial statements

These financial statements were authorised for issue by the Bank's Board of Directors on 14 March 2024.

Risk Management

Managing risk is an integral part of UOB Thailand Group's business strategy. UOB Thailand Group's risk management approach focuses on ensuring continued financial soundness and safeguarding the interests of our stakeholders, while remaining nimble to seize value-creating business opportunities in a fast-changing environment. UOB Thailand Group is committed to upholding high standards of corporate governance, sound risk management principles and business practices to achieve sustainable long-term growth. UOB Thailand Group continuously strives towards best risk management practices to support the strategic objectives.

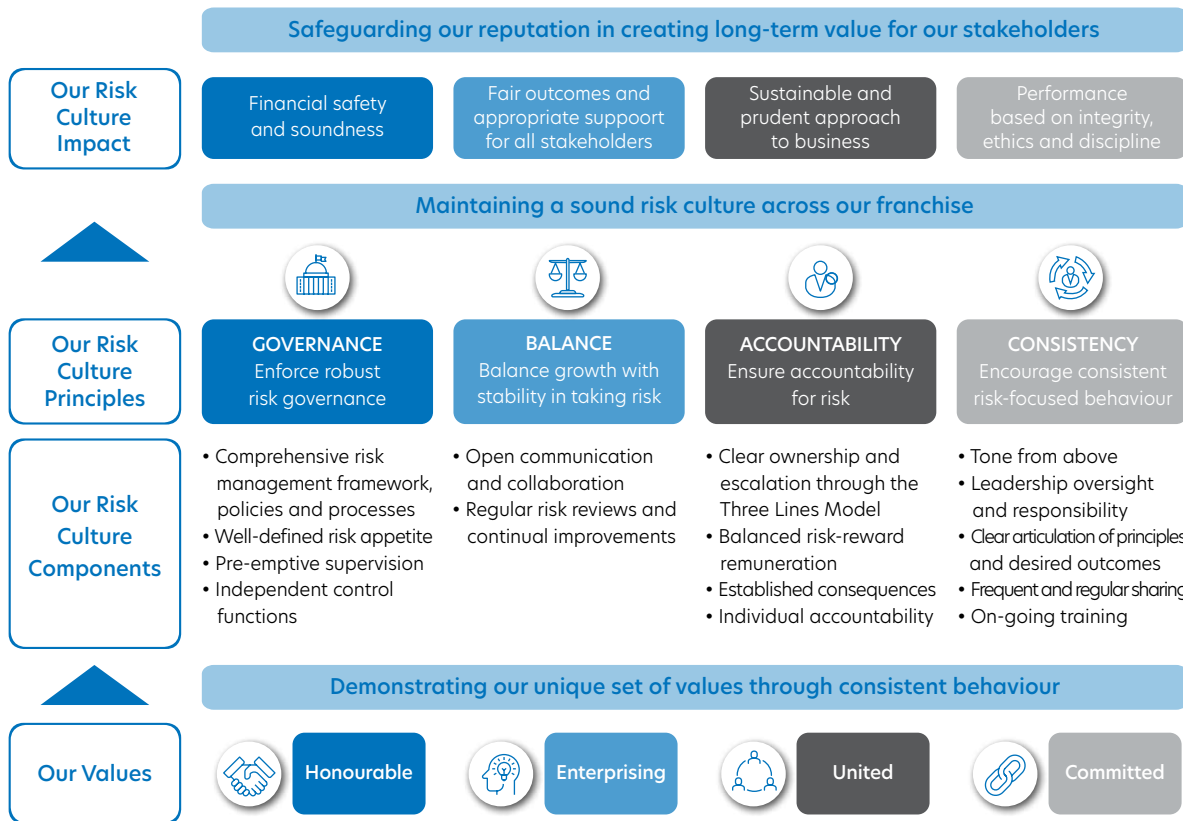
Maintaining a Sound Risk Culture

A strong risk culture is vital to the long-term sustainability of UOB Thailand Group's business franchise. Specifically, risk culture refers to the norms, attitudes and behaviours related to risk awareness, risk-taking and risk management, and controls that shape decisions on risks. At UOB Thailand Group, our risk culture is based on our values. A strong risk culture ensures that our decisions and actions are considered and focused on our stakeholders, and that we are not distracted by short-term gains.

Risk Culture Statement

Managing risk is integral to how we create long-term value for our customers and other stakeholders. Our risk culture is built on four principles: enforcing robust risk governance; balancing growth with stability; ensuring accountability for all our risk-based decisions and actions; and encouraging awareness, engagement, and consistent behaviour in every employee. Each of

these principles is based on our distinctive set of values that guides every action we take. In entrenching our risk culture further across our franchise, we uphold our commitment to financial safety and soundness; fair outcomes and appropriate support for our stakeholders; sustainable and prudent approach to business; and performance based on integrity, ethics, and discipline.



Risk Management

Our risk management strategy embeds our risk culture across UOB Thailand Group to facilitate ongoing effective discovery, management, and mitigation of risks arising from external factors and our business activities and to use capital efficiently to address these risks. Risks are managed within levels established by senior management committees and approved by the Board and its committees. We have put in place frameworks, policies, methodologies, tools and processes that help us identify, measure, monitor and manage material risks faced by UOB Thailand Group. These enable us to focus on the fundamentals of banking and create long-term value for all our stakeholders.

Risk Governance

Our risk management philosophy is driven by our UOB Group's Purpose Statement:

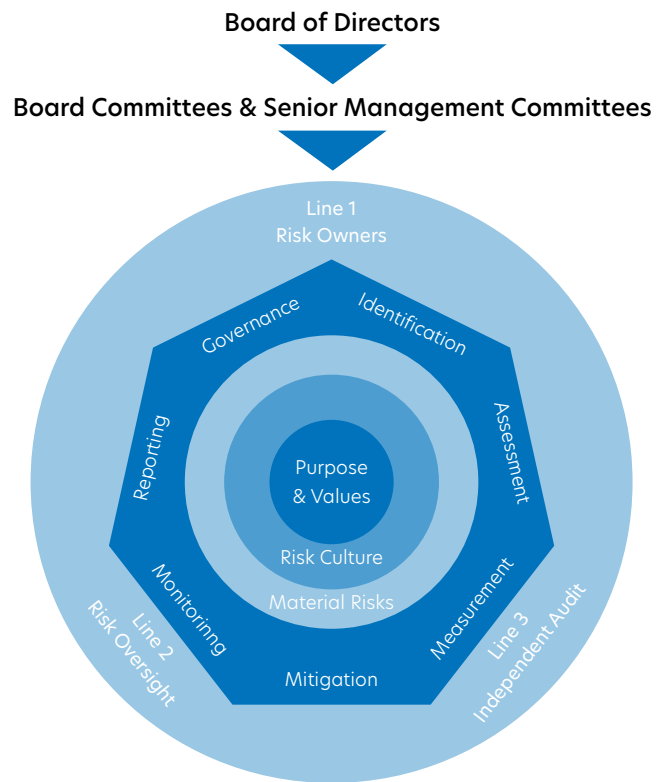
Building the future of ASEAN

For the people and businesses within, and connecting with, ASEAN

The Purpose, along with our Values, forms the foundation of our Risk Culture principles as described in the UOB Thailand Group Risk Culture and Conduct Risk Framework. Our risk management strategy is targeted at embedding our risk culture to facilitate ongoing effective discovery, management and mitigation of risks arising from external factors and our business activities.

Material risks are managed within different levels of the organisation through appropriate governance, risk identification, assessment, measurement, mitigation, monitoring and reporting. The business and supporting units' roles and responsibilities for managing risk are organised along the 3 Lines Model outlined in the Operational Risk Management Framework. The risk profile of UOB Thailand Group will be reported to relevant senior management committees, Board Risk Oversight Committee (BROC), and to the Board.

The overview of our risk governance framework is summarised in the following diagram.



Our risk frameworks, policies and appetite provide the principles and guidance for UOB Thailand Group's risk management activities. They guide our key decisions for capital management, strategic planning and budgeting, and performance management to ensure that the risk dimension is appropriately and sufficiently considered. Stress testing and scenario analysis are also incorporated to ensure that the UOB Thailand Group's capital, risk and return are within acceptable levels under various stress scenarios.

UOB Thailand Group has adopted the Basel Framework and is in compliance with regulatory requirements on Risk Based Capital Adequacy Requirements. We continue to take a prudent and proactive approach in navigating the evolving regulatory landscape, with emphasis on sound risk management principles in delivering sustainable returns. We also adopt the Internal Capital Adequacy Assessment Process (ICAAP) to assess on an ongoing basis the amount of capital necessary to support our activities. We review the ICAAP periodically to ensure that UOB Thailand Group remains well-capitalised, taking into

account all material risks. Stress testing is conducted to determine capital adequacy under stress conditions. UOB Thailand Group's Pillar 3 Disclosure Policy addresses the disclosure requirements specified by regulators.

Responsibility for risk management starts with the Board oversight of the governance structure which ensures that UOB Thailand Group's business activities are:

- conducted in a safe and sound manner and in line with the highest standards of professionalism;
- consistent with UOB Thailand Group's overall business strategy and risk appetite; and
- subject to adequate risk management and internal controls.

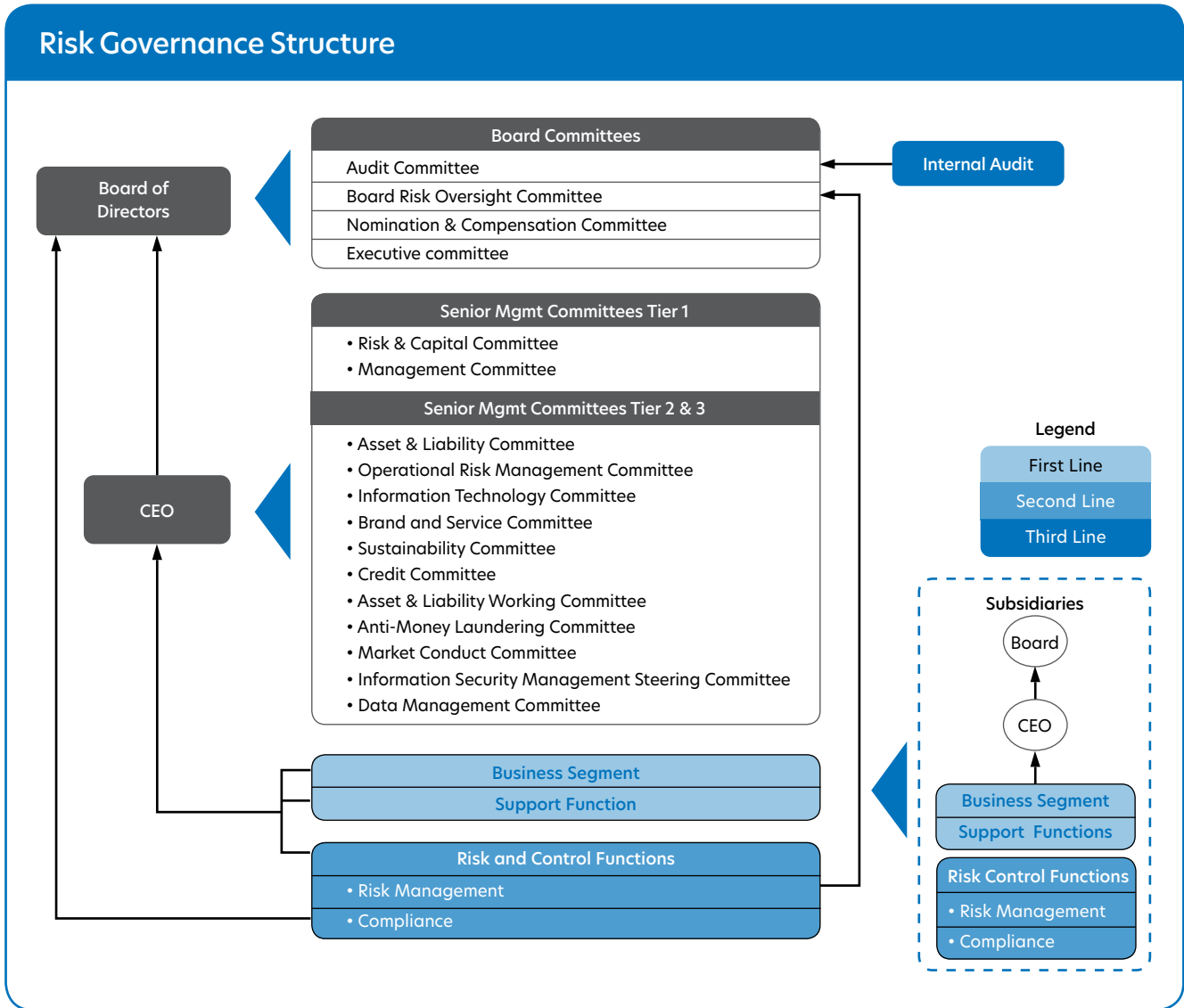
Our Board is assisted primarily by the Board Risk Oversight Committee (BROC), which reviews the overall risk appetite and level of risk capital to be maintained for UOB Thailand Group.

Our Chief Executive Officer (CEO) has established senior management committees to assist him in making business decisions with due consideration to risks and returns. The main senior management committees involved in this are Management Committee (MC), Risk and Capital Committee (RCC), Asset and Liability Committee (ALCO), Credit Committee (CC), and Operational Risk Management Committee (ORMC). These committees also assist the Board Committees in specific risk areas.

Senior management and senior management committees are responsible for cascading risk appetite limits by business lines, and/or broad product lines.

Risk management is the responsibility of every employee in UOB Thailand Group. We strive to instill awareness of the risks created by their actions and the accountability for the consequences of those actions in our employees. We have an established framework to ensure appropriate oversight, accountability and management of all risk types encountered in the course of our business. Our organisational control structure provides the Three Lines Model as follows:

Risk Management



First Line - The Risk Owner:

The business and business support functions have primary responsibility for implementing and executing effective controls to manage the risks arising from their business activities. This includes establishing adequate managerial and supervisory controls to ensure compliance with risk policies, appetite, limits and controls and to highlight control breakdowns, inadequacy of processes and unexpected risk events.

Second Line - Risk Oversight

The risk and control oversight functions (such as Risk Management and Compliance), and the Head of Risk

Management and Head of Compliance support UOB Thailand Group's strategy of balancing growth with stability by establishing risk frameworks, policies, appetite and limits within which the business functions must operate. The risk and control functions are also responsible for the independent review and monitoring of UOB Thailand Group's risk profile on an enterprise-wide basis and reporting of significant vulnerabilities and risk issues to the respective senior management committees.

The independence of risk and control oversight functions from business functions ensures the necessary checks and balances are in place.

Third Line - Independent Audit:

UOB Thailand Group's internal and external auditors conduct risk-based audits covering all aspects of the First and Second Lines to provide independent assurance to the CEO, Audit Committee and the Board, on the adequacy and effectiveness of our system of risk management and internal controls.

Risk Appetite

Our risk appetite framework defines the amount of risk we are able and willing to take in pursuit of our business objectives. It ensures that UOB Thailand Group's risk profile remains within well-defined and tolerable boundaries. The framework was formulated based on the following key criteria:

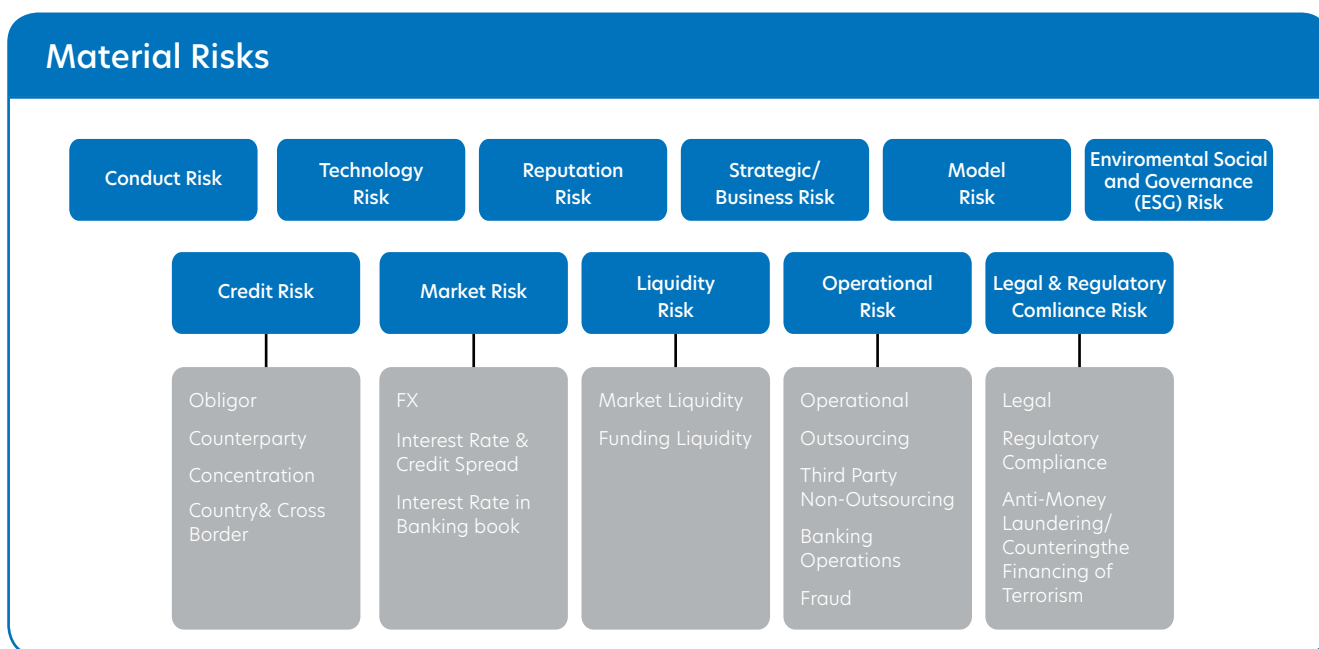
- Alignment to UOB Thailand Group's key business strategy;
- Relevance to respective stakeholders, with appropriate levels of granularity;
- Practical, consistent and easy to understand metrics for communication and implementation;
- Analytically substantiated and measurable metrics.

The risk appetite defines suitable thresholds and limits across key areas of credit risk, country risk, market risk, liquidity risk, operational risk and reputation risk. Our risk-taking approach is focused on businesses which we understand and whose risks we are well-equipped to manage. This approach helps us to minimise earnings volatility and concentration risk and ensures that our high credit rating, strong capital and stable funding base remain intact. This way, we will remain a steadfast partner of our customers through changing economic conditions and cycles.

Our risk appetite framework and risk appetite are reviewed and approved annually by the Board. Management monitors and reports the risk profiles and compliance with the risk appetite to the senior management committees and the Board on a regular basis.

Material Risks

Our business strategies, products, customer profiles and operating environment expose us to a number of financial and non-financial risks. Identifying and monitoring of key risks are integral to UOB Thailand Group's approach to risk management. It enables us to make proper assessments of and to mitigate these risks proactively across UOB Thailand Group. The following table lists the key risks which could impact the achievement of UOB Thailand Group's strategic objectives:



Risk Management

Credit Risk

Credit risk is the risk of loss arising from any failure by a borrower or counterparty to meet their financial obligations when such obligations are due. Credit risk is the single largest risk that UOB Thailand Group faces in our core business as a commercial bank, arising primarily from loans and other lending related commitments to retail, corporate and institutional borrowers. Treasury and capital market operations and investments also expose UOB Thailand Group to counterparty and issuer credit risks.

Integral to the management of credit risk is a framework that clearly defines policies and processes relating to the identification, measurement and management of credit risk. We review and stress test our portfolio regularly, and we continually monitor the operating environment to identify emerging risks and to formulate mitigation action.

Credit Risk Governance And Organisation

The Credit Committee (CC) is the key oversight committee for credit risk. They support the CEO, EXCO and the Board in managing the UOB Thailand Group's overall credit risk exposures. The RCC and CC serves as an executive forum for discussions on all credit-related issues including the credit risk management framework, policies, processes, infrastructure, methodologies and systems. The CC reviews and assesses UOB Thailand Group's credit portfolios, processes and credit risk profiles.

Credit Risk Management Division is responsible for the reporting, analysis and management of all elements of credit risk. It develops credit policies and guidelines, and focuses on facilitating business development within a prudent, consistent and efficient credit risk management framework.

Credit Risk Policies And Processes

UOB Thailand Group has established credit policies and processes to manage credit risk in the following key areas:

Credit Approval Process

To maintain the independence and integrity of the credit approval process, the credit origination and approval functions are clearly segregated. Credit approval authority is delegated to officers based on their experience, seniority and track record, and is based on a risk-adjusted scale according to a borrower's credit rating. All credit approval officers are guided by credit policies that are periodically reviewed to ensure their continued relevance to the UOB Thailand Group's business strategy and the business environment.

Credit Concentration Risk

Credit concentration risk may arise from a single large exposure or from multiple exposures that are closely correlated. This is managed by setting exposure limits on obligors, industries, portfolios, and countries, generally expressed as a percentage of the capital base.

We manage our credit risk exposures through a robust credit underwriting, structuring and monitoring process. Credit exposures are well-diversified across industries. We perform regular assessments of emerging risks and reviews on industry trends and country outlooks to provide a forward-looking view on developments that could impact UOB Thailand Group's portfolio. We also conduct stress testing periodically to assess the resilience of the portfolio in the event of a marked deterioration in operating conditions.

Moreover, and to be in compliance with the Bank of Thailand's guidelines, financial institutions shall assess their own credit concentration risk based on quantitative approach and establish their own capital add-on guidelines to address the credit concentration risk. Where the credit concentration risk exceeds the acceptable level, financial institutions shall hold additional capital in addition to minimum capital requirements under Pillar I, to cover such risk. Therefore, UOB Thailand Group has established the guideline on additional capital required for credit concentration risk in which the approach relates to the RWA calculation and is added onto credit risk RWA under Pillar I.

Credit Stress Test

Credit stress testing is a core component of UOB Thailand Group's credit portfolio management process. The three objectives of stress-testing are (i) to assess the profit and loss and balance sheet impact of business strategies, (ii) to quantify the sensitivity of performance drivers under various macroeconomic and business planning scenarios, and (iii) to evaluate the impact of management decisions on capital, funding and leverage. Supervisory and / or internal stress tests may be conducted periodically under the change in economic conditions to identify if any risk mitigation actions should be taken. Under stress scenarios such as a severe recession, significant losses from the credit portfolio may occur. Stress tests are used to assess if UOB Thailand Group capital can withstand such losses and their impact on profitability and balance sheet quality. It also helps to identify the vulnerability of various business units under such scenario and formulate appropriate mitigating actions.

Our stress test scenarios consider potential and plausible macroeconomic and geopolitical events in varying degrees of likelihood and severity. We also consider varying strategic planning scenarios where the impact of different business scenarios and proposed managerial actions are assessed. These are developed through consultation with relevant business units and reviewed by senior management prior to submission to relevant committees for approval. UOB Thailand Group is also subject to the Supervisory Stress Test, which Bank of Thailand (“BOT”) requires all Thai commercial banks to assess the impact of the prescribed scenarios/parameters on its asset quality, earnings performance, capital adequacy and liquidity for the stability of Banking industry.

Credit Risk Mitigation

Potential credit losses are mitigated through a variety of instruments such as collateral, guarantees and netting arrangements. As a fundamental credit principle, UOB Thailand Group generally does not extend credit facilities solely on the basis of the collateral provided. All credit facilities are granted based on the credit standing of the borrower, source of repayment and debt servicing ability of the borrower.

Collateral is taken whenever possible to mitigate the credit risk assumed and the value of the collateral is monitored periodically. The frequency of valuation depends on the type, liquidity and volatility of the collateral value as well as in accordance with BOT’s requirements. The main types of collateral taken by UOB Thailand Group are cash, qualified marketable securities, and real estate. Appropriate haircuts are applied to the market value of collateral, reflecting the underlying nature of the collateral, quality, volatility and liquidity. In addition, collateral taken by UOB Thailand Group has to fulfill certain eligibility criteria (such as legal certainty across relevant jurisdictions) in order to be eligible for IRB purposes.

In extending credit facilities, we also often take personal guarantees as a form of moral support to ensure moral commitment from the principal shareholders and directors. For IRB purposes, we do not recognise personal guarantees as an eligible credit risk protection. Corporate guarantees are often obtained when the borrower’s creditworthiness is not sufficient to justify an extension of credit. To recognise the effects of guarantees under the FIRB approach, we adopt the Probability of Default (PD) substitution approach whereby the PD of an eligible guarantor of an exposure will be used for calculating the capital requirement.

Counterparty Credit Risk

Unlike normal lending risk where the notional amount at risk can be determined with a high degree of certainty during the contractual period, counterparty credit risk exposure fluctuates with market variables. Counterparty credit risk is measured as the sum of current mark-to-market value and an appropriate add-on factor for potential future exposure (PFE). The PFE factor is an estimate of the maximum credit exposure over the remaining life of the foreign exchange (FX) / derivative transaction and is used for limit-setting and internal risk management.

Exposures arising from foreign exchange, derivatives, and securities financing / trading transactions are typically mitigated through agreements such as the International Swaps and Derivatives Association (ISDA) Master Agreements, the Credit Support Annex (CSA) and the Global Master Repurchase Agreement (GMRA). Such agreements help to minimise credit exposure by allowing UOB Thailand Group to offset what we owe to a counterparty against what is due from that counterparty in the event of a default. These net exposures are “collateralised”, further reducing counterparty risk.

Intra-group Transaction

Any intra-group transactions shall be executed on an arms-length basis at market commercial terms. Risk exposure incurred from intra-group transactions shall be monitored and controlled as a normal business practice. UOB Thailand Group has stipulated the approval process for intra-group transactions e.g. normal intra-group transactions such as granting credit, which is subject to approval by EXCO with ratification by the Board.

Credit Monitoring And Remedial Management

We regularly monitor credit exposures, portfolio performance and emerging risks that may impact our credit risk profile. Internal risk reports are updated to relevant senior management committees on credit trends and to provide alerts on key economic, political and environment developments across major portfolios so that necessary mitigating actions can be taken promptly.

Delinquency Monitoring

UOB Thailand Group closely monitors the delinquency of borrowing accounts as it is a key indicator of credit quality. An account is considered as delinquent when payment is not received on the due date. Any delinquent account, including a revolving credit facility (such as an overdraft) with limit excesses, is closely monitored and managed

Risk Management

through a disciplined process by business units and risk management functions. Where appropriate, such accounts are also subject to more frequent credit reviews.

Classification and Expected Credit Loss (ECL)

UOB Thailand Group classifies its loan portfolios according to the borrower's ability to repay the credit facility from their normal source of income. There is an independent credit review process to ensure the appropriateness of loan grading and classification in accordance with internal policy and regulatory guidelines. In accordance with the Thai Financial Reporting Standard (TFRS) 9 and as per regulatory guideline, all financial assets and commitments are categorised into 3 stages as "Performing or Stage 1", "Under-Performing or Stage 2" and "Non-Performing or Stage 3". Any account which is delinquent (or in excess for a revolving credit facility such as an overdraft) for more than 90 days or more than 3 months will be classified automatically as Non-Performing'. In addition, any account that exhibits weaknesses which are likely to adversely affect repayment on existing terms may be classified as 'Non-Performing'.

Upgrading or declassification of a NPL account to "Performing (Stage 1) or Under-Performing (Stage 2) status must be supported by a credit assessment of the repayment capability, cash flows and financial position of the borrower. UOB Thailand Group must also be satisfied that once the account is upgraded, the account should be unlikely to be classified again in the near future.

A restructured account is categorised as either 'Non-Performing', 'Under-Performing' or 'Performing', based on the assessment of the financial condition of the borrower and the ability of the borrower to repay under the restructured terms.

Under TFRS 9 guideline, provision impairment will be based on Expected Credit Loss (ECL) Approach.

Special Asset Management

Special Asset Management (SAM) / Credit Management are the independent division in which SAM manages the non-performing portfolios of UOB Thailand Group's non-retail portfolio whereas Credit Management manages the retail non-performing portfolios. SAM and Credit Management proactively manage portfolios of NPL accounts, with the primary intention of nursing these accounts back to health and transferring them back to the respective business units when they meet the guidelines. In addition, SAM also manages accounts that UOB Thailand Group intends to exit, in order to maximise debt recovery.

Write-off Policy

A classified account that is not secured by any reliable collateral or account with collateral that are worthless will be written off either when the prospect of recovery is considered poor or when all feasible avenues of recovery have been exhausted. This is in compliance with regulatory guidelines.

Internal Credit Rating System

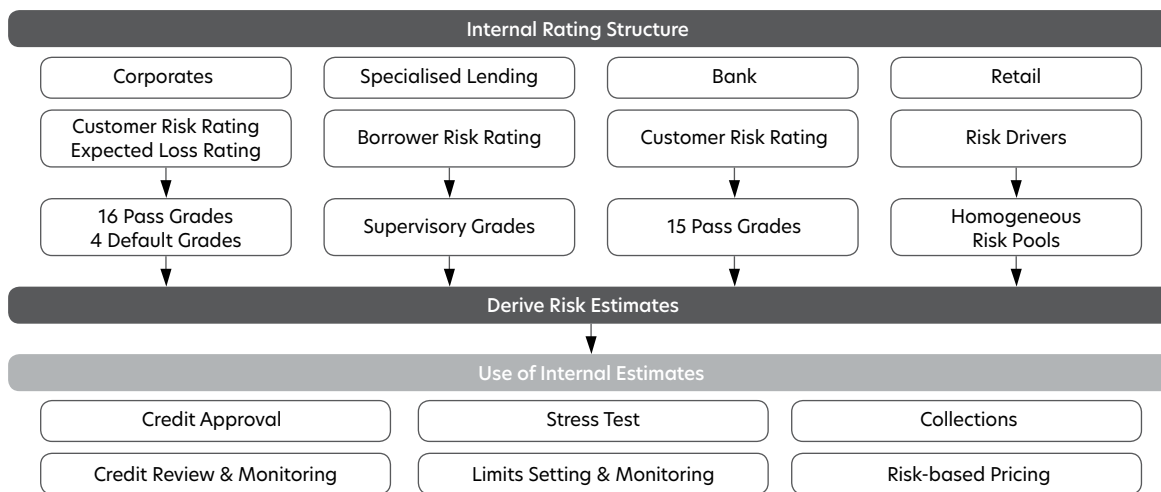
UOB Thailand Group employs internal rating models to support the assessment of credit risk and the assignment of exposures to rating grades or pools. Internal ratings are used pervasively by UOB Thailand Group in the areas of credit approval, credit review and monitoring, credit stress testing, limits setting, pricing and account management.

UOB Thailand Group has established a credit rating governance framework to ensure the reliable and consistent performance of its rating systems. The framework defines the roles and responsibilities of the various parties in the credit rating process, including independent model performance monitoring, annual model validation and independent reviews by Internal Audit.

Credit risk models are independently validated before they are implemented to ensure they are fit for purpose. To monitor the robustness of these rating models on an ongoing basis, all models are subject to annual review conducted by model owners to ascertain that the chosen risk factors and assumptions continue to remain relevant for the respective portfolios. All new models, model changes and annual reviews are approved by RCC or the BROCC, depending on the materiality of the portfolio.

Rating Structure

UOB Thailand Group's internal rating structure is illustrated below.



Non-retail Exposures

UOB Thailand Group has adopted the Foundation Internal Ratings-Based (FIRB) approach for its non-retail exposures with an exception for Sovereign asset class where Standardised Approach is applied. Under FIRB approach, the probability of default (PD) for each borrower is estimated using internal models. These PD models employ qualitative and quantitative factors to provide an assessment of the borrower's ability to meet their financial obligations and are calibrated to provide an estimate of the likelihood of default over a one-year time horizon. A default is considered to have occurred if:

- the obligor is unlikely to pay its credit obligations in full to UOB Thailand Group, without recourse by UOB Thailand Group to actions such as realising the security; or
- the obligor is past due for more than 90 days.

Regulatory loss given default (LGD) and exposure at default (EAD) parameters prescribed by BOT are used together with the internal credit ratings to calculate risk weights and regulatory capital requirements.

While UOB Thailand Group's internal risk rating grades may show some correlation with the rating grades of External Credit Assessment Institutions (ECAIs), they are not directly comparable or equivalent to the ECAI ratings.

Corporate Asset Class

In UOB Thailand Group, the exposure in Claims on

Corporate Asset Class has been rated by Large Corporate (LC), Corporate SME (CSME) and NBFI Models. Credit risk factors used to derive a customer risk rating include its' financial strength, quality of management, business risks, and the industry in which it operates. The customer risk rating process is augmented by facility risk ratings, which take into account the type and structure of the facility, availability and type of collateral, and seniority of the exposure.

The internal rating grade structure for the corporate asset class consists of 16 pass grades and 4 default grades. The models are mapped to the rating scale by calibration that takes into account UOB Thailand Group's long-term average portfolio default rate.

Specialised Lending Asset Sub-Class

Within the corporate asset class, UOB Thailand Group has four sub-classes for Specialised Lending: Income Producing Real Estate (IPRE), Commodity Finance (CF), Project Finance (PF) and Ship Finance (SF). The internal risk grades are derived based on a comprehensive assessment of financial and non-financial risk factors using internal scorecards. The internal risk grades are mapped to the five supervisory slotting categories, which determine the risk weights to be applied to the exposures.

Bank Asset Class

Our internal Bank scorecard takes into account asset quality, capital adequacy, liquidity, management, regulatory environment and robustness of the overall banking system.

Risk Management

The scorecard has an internal rating grade structure consisting of 15 pass grades.

Retail Exposures

We have adopted the AIRB Approach for our retail exposures, which consist of residential mortgages, qualifying revolving retail exposures (QRRE) and other retail exposures (ORE). Exposures within each of these asset classes are not managed individually, but as part of a pool similar exposures that are segmented based on borrower and transaction characteristics. As loss characteristics of retail exposures are geography and product specifics, bespoke PD, LGD and EAD segmentation models are developed using empirical loss data for the respective exposures across the UOB Thailand Group. Where internal loss data is insufficient to provide robust risk estimates, the segmentation models may incorporate internal and/ or external proxies, and where necessary, may be augmented with appropriate margins of conservatism. These models are regularly validated.

For the migrated Citibank retail unsecured portfolio, loans were treated based on Standardised Approach ("SA") under Regulatory Retail and this will remain so until readiness of IRB model development.

Retail Probability of Default Models

Retail PD models are based on pools of homogeneous exposures segmented by a combination of application scores, behavioural scores and other risk drivers reflecting borrower, facility and delinquency characteristics. PD pools are calibrated through-the-cycle using at least five years of historical data that cover a full economic cycle. For low default portfolios, internal and/ or external proxies that are highly correlated with internal defaults are used to estimate the long-run average PD.

In general, the long-run observed default rates are largely lower than the PD estimated due to the model's calibration philosophy and the application of conservative overlays to account for model risk.

Retail Loss Given Default Models

Retail LGDs are estimated directly using historical default and recovery data via the "workout" approach, which considers the economic losses arising from different post-default scenarios such as cured, restructured and liquidate. LGD models are segment using material pre-default risk drivers such as facility and collateral characteristics.

LGD models are adjusted to reflect a portfolio's economic downturn experience.

Retail Exposure at Default Models

For revolving products, EAD is based on the current outstanding balance and the estimated potential drawdown of undrawn commitments, which is statistically determined based on historical data. For closed-end products, the EAD is the current outstanding balance. EAD models are generally segmented by material pre-default risk drivers such as facility type, limit and utilisation. EAD models also cover the effect from economic downturn conditions. EADs must be at least equal to the current outstanding balances.

Credit Exposures Subject to Supervisory Prescribed Risk Weight

Equity Asset Class

According to BOT's guidelines, UOB Thailand Group is eligible to apply 100% risk weight to equity exposures which have been exempted from IRB capital computation.

Credit Exposures Subject to Standardised Approach

UOB Thailand Group applies the SA for portfolios which are immaterial in terms of both size and risk profile and for transitioning portfolios. For exposures subject to the SA, prescribed risk weights based on asset class are used in the computation of regulatory capital except for Claims on Corporate where 100 per cent risk weight is applied.

Responsible Financing

UOB Thailand Group are committed to responsible financing to support sustainable development and to mitigate environmental, social and governance (ESG) risks in our lending. UOB Thailand Group's Credit Policy includes a Responsible Financing Policy and guidelines with clear roles and responsibilities for due diligence. This ensures that ESG considerations are integrated into our credit evaluation and approval process. Credit Approval is responsible for ensuring that all ESG-related risks are adequately addressed and, where necessary, borrowers or projects with any ESG risk are escalated to relevant credit approval and committees for further review and approval.

Our Responsible Financing Policy prohibits financing to the companies:

- with operations or projects that threaten the outstanding universal value or special characteristics of UNESCO World Heritage Sites, RAMSAR Wetlands, forests of high conservation value or sites that would impact critical natural habitat significantly;

- involved in animal cruelty and the trade of endangered species as defined by the Convention on International Trade in Endangered Species of Wild Fauna and Flora;
- without measures in place to manage or to mitigate the risk of air, soil and water pollution;
- involved in the exploitation of labour, including forced labour and child labour based on the International Labour Organisation (ILO) standards;
- in violation of the rights of local or indigenous communities;
- involved in open burning for land clearance; and
- for the development of nuclear power plants;
- for their development of upstream O&G projects approved after 2022;
- involved in fishing with the use of explosives or cyanide; and
- involved in conducting illegal unreported and unregulated (IUU) fishing or using vessels known to have conducted IUU fishing.

In recognition of the increasing threat of climate change and the adverse effect it increasingly has on the environment, businesses, and society, we discontinued new financing of coal-fired power plant projects and prohibited the project financing of greenfield thermal coal mines. Within the thermal coal sector, our financing is limited to mines that have calorific values corresponding to sub-bituminous or higher grade coal. We also prohibit financing of asbestos mining and new building projects that use asbestos in the construction process. We will continue to engage with and to support our clients in their transition to lower carbon energy sources. Moreover, we have also discontinued new financing of greenfield palm oil plantations to address the risk of deforestation and loss of biodiversity.

In addition, we also enhanced the requirement to our sector specific guidelines for Agriculture (Excluded Palm Oil), Energy and Metal & Mining sectors to align with UOB Group net zero commitment and ESG related Credit Acceptance Guideline (“CAG”).

The Responsible Financing Policy is embedded within UOB Thailand Group’s Credit Policy which is reviewed periodically. The Responsible Financing Policy applies to UOB Thailand Group’s all borrowing customers within

Wholesale Banking (except Business Banking) and to the Bank’s capital market activities. Under the policy, Relationship Managers are required to conduct due diligence on all new and existing borrowers during the onboarding process and annual credit review. We have implemented sector-specific Credit Acceptance Guidelines and have ESG checklists in place to help our relationship managers in identifying, assessing, and reviewing ESG risks. Borrowers that fall within the following ESG industries, are subject to enhanced due diligence with sector specific guidance:

- Agriculture
- Metals and Mining
- Chemical
- Infrastructure
- Forestry
- Defence
- Energy
- Waste Management

As part of our ESG risk classification approach to identify, measure and manage the ESG risks in our portfolio, borrowers are classified as ‘high’, ‘medium’ or ‘low’ ESG risk. This is based on the level of ESG risk inherent in their business operations and the residual ESG risk after taking into consideration their ability to mitigate the inherent risk through policies and measures.

The Responsible Financing Policy, supported by a comprehensive set of guidelines, requires the borrowers to comply with local ESG regulations. We notify our borrowers of their need to adhere to our Responsible Financing Policy and request for their representation and warranties to ensure compliance. We also encourage them to follow established industry standards and to obtain relevant certifications.

UOB Thailand Group formally adopted the Equator Principles (EP) in 2021 to determine, assess and manage environmental and social risk in projects.

UOB Thailand Group engage with our borrowers proactively to improve their ESG practices. In addition, we monitor our borrowers on an ongoing basis for any adverse

Risk Management

ESG-related news. Borrowers with any known material ESG-related incidents will trigger an immediate review with the ESG risks to be addressed and managed appropriately. We require our borrowers to rectify any breaches of our policy within a reasonable timeframe with relationship managers responsible for monitoring their progress. However, if we deem our borrowers unable or unwilling to commit to managing the potential adverse impact of their operations adequately, we prepare to review and to reassess the relationship, or to reject the transaction.

We review our portfolio's ESG exposure periodically. All applicable borrowers underwent the ESG risk assessment with relevant risks adequately managed and mitigated. We did not have a significant concentration in any of the eight ESG-sensitive sectors. All colleagues serving in relevant roles are trained on our Responsible Financing Policy and its related processes.

As part of the Stakeholder Engagement, we are committed to doing our part in shaping industry developments and to promoting a more level playing field. We have actively participated in sustainability forums for knowledge exchange and to deepen understanding of ESG best practices. These have helped to ensure better integration of sustainability considerations into the Bank's overall strategy.

We will continue to engage with regulators as we collectively shape the path towards a more sustainable financial system. We will also continue to engage with other key stakeholders, including our customers, colleagues, investors, community and non-governmental organisations, to ensure that we meet evolving expectations and remain abreast of industry developments.

Market Risk

Market risk is the risk of losses arising from the volatility of the price or value of assets, liabilities and financial obligations held by UOB Thailand Group. Market factors which may affect such prices or values are changes on interest rates, foreign exchange, equity prices and commodity prices.

Market risk is governed by the ALCO, which meets monthly to review and provide directions on market risk matters. The Market Risk Management Unit (MRM) supports the BROCC, RCC and ALCO with independent assessment of the market risk profile of UOB Thailand Group.

UOB Thailand Group's market risk framework comprises market risk policies, practices, control, and risk limits structure with appropriate delegation of authority. In addition, we have a stringent Product/Service Programme due diligence process in place to ensure that market risk issues are adequately addressed prior to product launches.

Market risk capital is provided for all trading exposures within UOB Thailand Group, as well as Banking Book FX and commodity exposures. UOB Thailand Group currently adopts the Standardised Approach for the calculation of regulatory market risk capital but uses daily ES (Expected Short Fall) or Value-at-Risk (VaR) to measure and control trading market risks. To complement the ES or VaR measure, stress and scenario tests are performed to identify UOB Thailand Group's vulnerability to event risk. These tests serve to provide early warnings of plausible extreme losses to facilitate proactive management of market risks.

In addition, VaR estimates are backtested against profit and loss of the trading book to validate the robustness of the methodology. The backtesting process analyses whether exceptions are due to model deficiencies or market volatility.

Interest Rate Risk in Banking Book

Interest rate risk in the banking book (IRRBB) is defined as the risk of potential loss of capital or reduction in earnings due to changes in the interest rates environment.

The ALCO maintains oversight of the effectiveness of the interest rate risk management structure. Balance Sheet Risk Management Division (BSRM) supports the ALCO in monitoring the interest rate risk profile of the banking book.

The primary objective of interest rate risk management is to protect and enhance capital or economic net worth through adequate, stable and reliable growth in net interest earnings under a broad range of possible economic conditions. This is achieved by ensuring that interest rate risk in banking book is identified, measured, monitored and managed over a range of potential and realistic interest rate scenarios, including under stress situations.

Interest rate risk in banking book exposure is quantified using static and simulation analysis tools. Static analysis tools include re-pricing mismatch analysis, whereas the simulation analysis is performed based on the different interest rate scenarios. From the analysis, we are able to assess the impact on both net interest income (NII) and economic value of equity (EVE) due to the interest rate

changes. Mismatches in the longer tenor will experience greater change in the EVE than similar positions in the shorter tenor while mismatches in the shorter tenor will have a greater impact on NII.

In addition, stress test is also performed regularly to assess the adequacy of capital in meeting the impact of extreme interest rate movements on the balance sheet. Such tests are performed to provide early warnings of potential extreme losses, facilitating the proactive management of interest rate risks in an environment of rapid financial market changes.

The risks arising from the trading book, such as interest rates, foreign exchange rates and equity prices are managed and controlled under the market risk framework that is discussed under the Market Risk section.

Liquidity Risk

Liquidity risk is the risk that UOB Thailand Group may not be able to meet their obligations as they fall due, as a result of inability to liquidate their assets or to cover funding requirements at an appropriate price, resulting in losses to UOB Thailand Group.

UOB Thailand Group maintains sufficient liquidity to fund its day-to-day operations, meet deposit withdrawals and loan disbursements, and repay borrowings. Hence, liquidity is managed in a manner to address known as well as unanticipated cash funding needs.

Liquidity risk is managed in accordance with a framework of policies, controls and limits established by the ALCO. These policies, controls and limits enable the Bank to monitor and manage liquidity risk to ensure that sufficient sources of funds are available over a range of market conditions. These include minimising excessive funding concentrations by diversifying the sources and terms of funding as well as maintaining a portfolio of high quality and marketable debt securities.

UOB Thailand Group takes a conservative stance in its liquidity management by continuing to gather core deposits, ensuring that liquidity limits are strictly adhered to and that there are adequate liquid assets to meet cash shortfall.

The distribution of deposits is managed actively to ensure a balance between cost effectiveness, continued accessibility to funds, and diversification of funding sources. Important factors in ensuring liquidity are competitive pricing, proactive management of UOB Thailand Group's core

deposits and the maintenance of customer confidence.

Liquidity risk is aligned with the regulatory liquidity risk management framework and is measured and managed on a projected cash flow basis. UOB Thailand Group is monitored under business as usual, and stress scenarios. Cash flow mismatch limits are established to limit the Bank's liquidity exposure. The Bank also employs liquidity early warning indicators and trigger points to signal possible contingency situations.

With regard to the regulatory requirements on Liquidity Coverage Ratio (LCR) which are effective from 1 January 2016, our LCR was above 100% for the position as of December 2023.

Contingency funding plans are in place to identify potential liquidity crises using a series of warning indicators. Crisis escalation processes and various strategies including funding and communication have been developed to minimise the impact of any liquidity crunch.

Operational Risk

Operational risk is the risk of loss resulting from inadequate or failed internal processes, people and systems, or from external events. Operational risk includes fraud risk, legal risk, regulatory compliance risk, reputational risk, outsourcing & third party non-outsourcing risks, other services risk (including insourcing risk) and technology & cyber risks.

Our primary objective is to foster a sound reputation and operating environment.

Operational Risk Governance, Framework and Programmes

Operational risk is managed through frameworks, policies, and procedures by which business and support units properly identify, assess, monitor, and control/mitigate operational risks. The Operational Risk Management Committee (ORMC) meets monthly to provide oversight of operational risk matters across the UOB Thailand Group.

The Operational Risk Governance structure adopts the Three Lines Model. The business and support units as the First Line are responsible for implementing and executing effective controls for the management of operational risks arising from their activities. Internal controls are embedded into business, systems and operational processes.

The Operational Risk Management Division as the Second Line provides overarching governance of operational

Risk Management

risk through relevant frameworks, policies, programmes and systems. It also monitors key risk self-assessment results, outsourcing & third party non-outsourcing risks, other services risk (including insourcing risk) matters, key operational risk indicator breaches, self-identified operational risks and incidents and reports these to the relevant senior management committees and the Board. Internal Audit acts as the Third Line by providing, through periodic audit reviews, an independent and objective assessment on the overall effectiveness of the risk management and control structure, policies, frameworks, systems and processes.

Two key components of the operational risk management framework are risk identification and control self-assessments. These are achieved through the implementation of a set of operational risk programmes. Several risk mitigation policies and programmes are in place to maintain a sound operating environment.

Our business continuity and crisis management programmes ensure prompt recovery of critical business and support units should there be unforeseen events. An annual attestation is provided to the Board on the state of business continuity readiness of the UOB Thailand Group.

Our insurance programme covers civil and crime liability, cyber liability, property damage, terrorism, public liability, as well as directors' and officers' liability. The programme reduces operational losses through adequate insurance coverage.

We adopt the SA for the calculation of operational risk capital.

The subject-specific key risks that we focus on include but are not limited to:

Fraud Risk

Fraud is defined as an act, with an element to deceive or to conceal facts, and is not restricted to the gain of monetary or material benefits.

The UOB Thailand Group actively manages fraud risks. The Integrated Fraud Management (IFM) Division, as the Second Line of Defence, drives strategy, governance and the framework of fraud risk management. The corporate governance of fraud risk is provided by the Board Risk Oversight Committee at the Board level, and primarily by the Risk and Capital Committee at the Management level.

All employees are required to uphold the UOB Code of Conduct, which includes anti-bribery and anti-corruption provisions. The Group's fraud hotline to IFM ensures independent fraud investigation. The division also works closely with business and support units to strengthen their current practices across the six pillars of prevention, detection, response, resolution, remediation and reporting.

Legal Risk

Legal Risk arises from unenforceable, unfavourable, defective or unintended contracts lawsuits or claims, and non-compliance with applicable laws, non-compliance with Personal Data Protection Act and non-adherence with local country data privacy laws. Business and support units work with both internal and external legal counsel to ensure that legal risks are managed.

Regulatory Compliance Risk

Regulatory risk refers to the risk of non-compliance with laws, regulations, rules, standards and codes of conduct, including the risk that a change in laws and regulations can increase the cost of operation and the cost of capital thereby impacting the earnings or returns. We identify, monitor and manage the risk through a structured governance framework of compliance policies, procedures and guidelines. The framework also manages the risk of regulatory breaches relating to sanctions, anti-money laundering and countering the financing of terrorism.

Reputational Risk

Reputational Risk is the risk arising from negative perception on the part of employees, customers, counterparties, shareholders, investors, debtholders, market analysts, other relevant parties or regulators that can adversely affect a bank's ability to maintain existing, or establish new, business relationships and continued access to sources of funding (e.g. through the interbank or securitisation markets). We recognise the impact of reputation risk and have developed a policy to identify and to manage the risk across the UOB Thailand Group.

Outsourcing & Third party Non-Outsourcing Risk / Other Services Risk (including Insourcing Risk)

Outsourcing & Third party Non-Outsourcing Risk is the risk of adverse financial, operational, reputational, legal and compliance impact arising from the failure of outsourced service provider / third party non-outsourced service provider or to comply with legal and regulatory requirements, or a service provider's breaches of security. Other Services Risk refers to risk from any other services relating to or as deemed necessary for the Bank's business operations.

We manage the risk through the relevant framework, policies, procedures and guidelines (e.g., in performing risk assessment) and relevant modules in the Governance, Risk and Compliance system.

Technology & Cyber Risk

Technology Risk is defined as any potential adverse outcome, damage, loss, violation, failure or disruption arising from the use of or reliance on hardware, software, devices, systems, applications and networks. Cyber Risk is defined as risk of adverse outcome, financial loss, disruption or damage to the reputation of the Bank due to alteration or disruption of the Bank's IT assets (e.g., servers, databases), arising from a malicious threat actor over digital communication channel or changes / developments.

The governance of technology risk rests with the ORMC, who facilitates a holistic oversight of operational risk matters across the UOB Thailand Group. Our technology risk management framework ensures that technology and cyber risks are managed in a systematic and consistent manner. The scope of technology risk management covers many aspects, including technology asset management, technology resiliency and continuity aspects of business continuity management, cybersecurity management, technology third party risk management and information security management.

The Operational Risk Management Division has governance and oversight of technology risk management across the UOB Thailand Group. The team works with business and support units including the technology and information security, to oversee, to review and to strengthen their current practices in technology risk management. We adopt a risk-based approach in assessing and managing technology and cyber risks. Our Board, senior management and ORMC are briefed regularly on technology risk appetite and technology risk matters.

Conduct Risk

In UOB Thailand Group, we consider Conduct Risk as one of our material risk types as it arises from employee's behaviors and actions in day-to-day activities. Specifically, Conduct Risk is the risk of improper employee behaviors or action that result in unfair stakeholder outcomes, negative impact on market integrity and other issues that damages the reputation of UOB Thailand Group. This includes the failure of a supervising manager to reasonably manage a conduct issue or report the misconduct on a timely basis.

The underlying principles that reflect the norms of proper conduct are:

- Observe policies and procedures
- Obey the spirit and the letter of the law
- Do not mislead or deceive
- Ensure fair outcomes for customers, UOB Group and other stakeholders
- Provide services that are fit for purpose
- Deliver services with reasonable care and skill
- Carry out responsibilities honestly, in good faith and with integrity, due care, competence and diligence

UOB Thailand Group has proactively managed the Conduct risk through a multi-faceted approach which has leveraged the frameworks, policies and procedures in operational risk management, internal fraud management, whistleblowing, employee discipline, individual accountability, code of conduct, remuneration, fair dealing and anti-money laundering.

Model Risk

In the application of risk quantification techniques that UOB Thailand Group uses, the model risk is one of the material risks that we have realised its intelligences as well as its shortfalls. In such a term, the Model Risk can be caused by the use of inappropriate model which cannot accurately evaluate market prices, or which is not a mainstream model in the market (pricing models), and by inaccurately estimating the probability or magnitude of future losses (such as risk measurement models) and the use of those estimates.

Model risk is managed under the respective material risk types for which there is a quantitative risk model.

UOB Thailand Group has managed the Model Risk by complying to the Model Validation Policy which has established appropriate risk mitigation measures and controls to mitigate the model risk.

Risk Management

Environmental, Social And Governance (ESG) Risk

ESG risk includes both financial risks, i.e., credit risk, market risk, liquidity risk and operational risk, and non-financial risks, such as reputation damage, arising from ESG issues such as climate change. While a key component of ESG risk arises indirectly from the financial services we provide to our customers, it can also result directly from our own operations. The Sustainability Committee identifies and reviews ESG factors material to UOB Thailand and ensures that sustainability factors are considered in all aspects of our operations (including day-to-day decision-making processes). The specific risk associated with each factor is monitored and managed in accordance with the respective frameworks, policies or guidelines.

Strategic and Business Risk

Strategic risk refers to the current or prospective negative impact on earnings, capital or reputation arising from adverse strategic decisions, improper implementation of decisions or a lack of responsiveness to industry, economic or technological changes. It is the risk of not achieving the UOB Thailand Group's strategic goals.

Business risk refers to the adverse impact on earnings or capital arising from changes in business parameters such as volumes, margins and costs. The sources of business risk include uncompetitive products or pricing, internal inefficiencies, and changes in general business conditions such as market contraction or changes in customers' expectations and demand. It is the risk of not achieving the UOB Thailand Group's short-term business objectives.

The Board of Directors and senior management committees are responsible for managing risks associated with the UOB Thailand Group's business activities and play a critical role in the successful operation of the UOB Thailand Group. The senior management committees oversee the day-to-day management of the UOB Thailand Group and make business decisions within the UOB Thailand Group's risk appetite. The Management Committee and the Risk and Capital Committee have oversight functions relating to strategic and business risk management.

Finance, together with business segment, will translate the strategic plan into annual financial targets, taking the macroeconomic environment into account. The business segment heads are responsible for developing and implementing segment-specific business strategies and for ensuring alignment with the overall UOB Thailand Group's strategy.

Report of the Audit Committee

The Audit Committee (“the AC”) of United Overseas Bank (Thai) Pcl. is comprised of the following three independent directors;

1. Atchana Waiquamdee ^{/1}	Chairman
2. Tithiphan Chuerboonchai	Member
3. Preeyanart Soontornwata ^{/2}	Member

Note: ^{/1} Atchana Waiquamdee was appointed as the Chairman of the AC on 21 April 2023.

^{/2} Preeyanart Soontornwata was appointed as a member of the AC on 21 April 2023.

In 2023, the Committee held four (4) meetings to review the Bank’s internal control systems and discuss financial and operational business issues with the Bank’s external and internal auditors. Relevant Management members were invited to attend the meetings to provide additional information and clarification of the internal control systems.

Major matters in the meetings were as follows:

- Reviewed and discussed the adequacy and effectiveness of the Bank’s internal control systems with the Senior Management, internal and external auditors as well as the Management’s responses to the control deficiencies and timely remedial actions taken.
- Reviewed the scope and results of the audit and key accounting and auditing areas. Before AC meeting, the AC members were briefed by the Country Head of Internal Audit (IA), who reports directly to the AC. Every half a year, the AC also meets the auditors in the absence of the Management, and among themselves, to acknowledge and discuss points of concern arisen from the reviews and audits including changes in International Financial Reporting Standards and International Auditing and Assurance Standards. The AC is authorised to investigate any matter within its terms of reference and had the full cooperation of and access to the Management for this purpose.
- Reviewed the financial statement through the meeting with Senior Management and/or External Auditor to consider the major items of the financial reports, significant accounting policies and accounting estimates, the financial related disclosures, including Pillar III Basel III and Liquidity Coverage Ratio (LCR) disclosures, and the reliability of those reports, and the reasonableness of the connected and related parties’ transactions.
- Noted the update on 2022 transfer pricing review result presented by EY.
- Reviewed and noted the independence of the external auditors.
- Reviewed and proposed the appointment of the external auditor and the audit fee to the Board of Directors for further recommendation to the shareholders for approval.
- Reviewed and noted the annual review of independence and objectivity of Internal Audit and approved the annual review of Internal Audit Charter.
- Approved and monitored the Internal Audit year plan & resources, the 3-Year strategic plan, and KPI of the Internal Audit, including approval for the revision of the IA year plan. The AC also conducted the 2022 performance evaluation of the Country Head of IA.
- Reviewed and noted the Internal Audit quarterly reports, including the review on general ledger reconciliation on post retail business acquisition date (post-LD1 GL reconciliation), the review on detection of abnormal loan repayment behavior by iCash customers, major findings and status updates including the compliance with internal and external regulations, Timeliness and Effectiveness of Corrective Action Score (TECAS), whistleblowing report, Integrated Fraud Management (IFM) reports, the status update on litigation cases against the Bank, and related matters.

Report of the Audit Committee

- Noted the implementation issues, progress, and audit result of Basel II - Internal Ratings Based Approach (IRBA), the Internal Capital Adequacy Assessment Process (ICAAP), and Basel III.
- Noted the regulatory updates, regulators' examination results, and implementation progress, e.g., the Bank of Thailand (BOT), Monetary Authority of Singapore (MAS), and other relevant regulators.
- Noted the 2022 BOT Annual Examination Report dated 27 January 2023.
- Approved the revision to Whistleblowing Policy and Procedures.
- Reviewed and approved the review of self-evaluation result for the recertification of Thai Private Sector Collective Action Coalition Against Corruption (CAC) of UOB Thailand.
- Noted and discussed with key recommendations on Special Review of Recent Non-Performing Loan Report (NPL) - Commercial Banking (CMB) and Corporate Banking (CBK) including a report on a special review of interest compensation not collected from business operators affected by the COVID-19 outbreak.
- Noted updates on NPA sale.
- Noted IA's initiative with Digital TMRW, Consumer Business Operational Risk & Control (CBORC) and Authorisation & Fraud Control Division (AFCD) on proactive detection and freezing of mule accounts, which this collaboration project has won UOB Pinnacle Awards 2023 under core bank process tier.
- Noted further improvement and action taken derived from 2022 Internal Quality Assurance Report
- Noted the report on the Bank's IT strategy & major projects update.
- Conducted the annual review of AC Charter and further recommended the Board to approve the revisions made to the AC Charter.
- Approved the annual planned schedules for the AC meetings, performed and reported the annual self-assessment of the AC to the Board.

The Committee has continuously reviewed and assessed the Bank's key risks, controls, governance and monitoring system through the Bank's Internal Audit and upon the discussions with the External Auditor and Senior Management. From the evaluation of the Bank's internal control systems, it was concluded that the Bank's Internal Control in the areas of financial reporting and risk management is adequate and reliable, and that reinforces the Bank to continue to improve the overall internal control systems.



Atchana Waiquamdee

Chairman of the Audit Committee
6 March 2024

Opinion of the Audit Committee on the Bank's Internal Control System

The Board of Directors has reviewed the Audit Committee report and the opinion on the adequacy of Internal Control System prepared by the Audit Committee during the Board of Directors' Meeting No. 633 held on 14 March 2024. Participants of the meeting included the Audit Committee members comprising 3 independent directors.

The Audit Committee's opinion on the Internal Control System of the Bank and its subsidiaries was prepared based on the work performed by Internal Audit (IA) according to the annual audit plan. IA opined that UOB Thailand Group's system of internal control and risk management system addressing the financial, operational, compliance and information technology are generally adequate and effective. Appropriate remedial actions had been taken or were being taken by business/support units to address control lapses noted in the internal audit reports.

The External Auditor of the Bank is EY Office Limited (EY) of which Saranya Pludsri, a Certified Public Accountant (CPA), as Designated External Auditor for the year 2023, has examined and given her opinion that the Bank and its subsidiaries' financial statements present fairly, in all material respects. The financial position of United Overseas Bank (Thai) Public Company Limited and its subsidiaries, and of United Overseas Bank (Thai) Public Company Limited as at 31 December 2023, and the results of their operations and cash flows for the year ended in accordance with generally accepted accounting principles.

The evaluation of the Bank's Internal Control System was divided into five sections as follows:

- Organisation Control and Environment Measures
- Risk Management Measures
- Management Control Activities
- Information and Communication Measures
- Monitoring and Evaluation

The Committee has continuously reviewed and assessed the Bank's key risks, controls, governance and monitoring system through the Bank's Internal Audit and upon the discussions with the External Auditor and Senior Management. From the evaluation of the Bank's Internal Control System, it was concluded that the Bank's Internal Control in the areas of financial reporting and risk management is adequate and effective, and that reinforces the Bank to continue to improve the overall internal control system. The Chairman of Audit Committee coordinated with the Chairman of Board Risk Oversight Committee to exchange information for oversight both non-financial and financial risk management and internal control matters. The Audit Committee is of the opinion that the Bank has in place an adequate internal control system. The Audit Committee has been regularly notified of the issues arisen and remedial actions taken.



Atchana Waiquamdee

Chairman of the Audit Committee
14 March 2024

Report of the Board Risk Oversight Committee

The Board Risk Oversight Committee (the BROC) was set up to assist the Board of Directors in overseeing the risk management. It comprises of three directors, one of whom is independent directors (the BROC Chairman), one is non-executive director and one is executive director as follows:

- | | |
|-----------------------------|-----------------------------------|
| 1. Chim Tantiyaswasdikul | Chairman and Independent Director |
| 2. Suebtrakul Soonthornthum | Member and Non-Executive Director |
| 3. Sanchai Apisaksirikul | Member and Executive Director |

In 2023, the Committee held five (5) meetings and performed its duties in accordance to the responsibilities mandated by the Terms of Reference. All meeting results were reported to the Board of Directors, and can be summarised as follows:

- Revisited and provided recommendations on the sufficiency and effectiveness of risk management frameworks, guideline and policies, e.g. credit policy and credit risk management related frameworks and policies, operational risk management related frameworks and policies, technology risk management framework & policy, IT security management & cyber resilience policy, market risk management policy, reputational risk management policy, and risk culture and conduct risk framework, prior to proposing to the Board of Directors for approval. The Committee also reviewed and approved the annual review of Pillar 3 Disclosure Policy, TFRS 9 Expected Credit Loss (ECL) Governance Guidelines, and fraud risk management framework and policy.
- Reviewed, commented and noted risk self-assessment 2022 & risk tendency 2023 of UOB Thailand, UOB Capital Services Company Limited, and UOB Services Asset Management Company Limited prior to proposing to the Board of Directors for notation.
- Reviewed, commented and concurred risk and capital management strategies and frameworks of the Bank (including the risk appetite statement (RAS) and contingency capital planning framework) prior to proposing to the Board of Directors for approval. The Committee also approved the annual reviews of internal capital adequacy assessment process (ICAAP) related frameworks & policies i.e. risk governance framework, risk appetite framework, capital management and planning framework, strategic & business risk management framework and framework for issuance and redemption of debentures, additional tier 1 (AT1) and subordinated debentures.
- Considered, commented, and concurred annual review of the liquidity risk management policy (LRMP) and interest rate risk in banking book (IRRBB) management policy, prior to proposing to the Board of Directors for approval. The Committee also approved the annual review of balance sheet risk management framework.
- Reviewed and commented on the overall state of UOB Thailand business continuity management (BCM) preparedness, as required by the regulatory guidelines and/or Group BCM policy & guidelines and acknowledged the annual update on the status of BCM Program for UOB Thailand for the period of January-December 2022. The Committee also reviewed and approved the revisions made upon the annual review of business continuity management policy.
- Discussed and acknowledged the stress test results (self-developed scenarios) under UOB Thailand's ICAAP exercise for Bank of Thailand (BOT) and BOT supervisory stress testing results.
- Reviewed, commented and concurred the amendments to UOB Thailand Group recovery plan and related frameworks, e.g. crisis communication support plan, prior to proposing to the Board of Directors for approval.
- Reviewed and challenged risk measurement models implemented by the Bank e.g. PFS application and behavioral scorecard, PFS unsecured Basel model, non-retail models, RSME models, as well as mortgage Basel model.
- Reviewed quarterly risk management dashboards and monthly activity report of Risk and Capital Committees and provided advice regarding managing any evolving matters in various risk management areas, e.g. impact from Citi integration, NPL, credit cost, money mule scam & cyber fraud.

- Reviewed and commented on 2022 business and support units risk culture self-assessment.
- Reviewed and approved 2024 credit review plan for UOB Thailand and provided advice and recommendations on trends and major findings in the quarterly credit review progress updates.
- Reviewed and approved the revised personal data protection policy and noted the progress of the implementation of Personal Data Protection Act.
- Considered and acknowledged market conduct update, BOT service quality report, valid complaint high risk case and scam complaint summary. The Committee also discussed the implementation of data analytic on investment and insurance sales surveillance including the implementation plan and trend analysis. These surveillance reports are used as a tool to detect undesirable behavior, breaches of sales processes and emerging risks.
- Considered and concurred the revision to maximum % single non-bank obligor limit for Corporate Banking Top 4 Groups prior to proposing to the Board of Directors for approval.
- Followed up and acknowledged the significant matters that impact financial position and reputation of the Bank e.g. potential impact from recent turmoil in global banking system (Silicon Valley Bank (SVB) & Credit Suisse Bank Fallout), UOB Thailand TMRW digital strategy update, and the update on an issuance of bond.
- Discussed the updates on compliance & regulatory requirements.
- Conducted the 2022 performance evaluation of the Country Head of Risk Management.
- Reviewed, commented and concurred the revised governance escalation process; to align with the BOT notification no. SorNorSor. 2/2566 re: Roles, Responsibilities, and Composition of the Board of Directors of Financial Institutions and the Companies within Financial Business Group, in which the review with non-material / no change of material risk frameworks and policies could be delegated to the Board committees at the oversight level i.e., BROCC for approval, prior to proposing to the Board of Directors for approval.
- Reviewed and concurred the amendments to Terms of Reference of BROCC to align with the new BOT Notification, the amended Bank's Articles of Association and the amended Board of Directors' Governance Responsibilities, prior to proposing to the Board of Directors for approval

Throughout 2023, given the challenges resulting from Citi integration and business transition amidst the economic uncertainty, risk of rising NPL and heightening financial fraud, the Committee has closely monitored the Bank's responses and implementation. This was to ensure that appropriate actions were put in place in compliance with regulatory requirements and that associated risks were taken in consideration and mitigated adequately. In that respect, the Committee carefully reviewed the assessment of the developments in areas of assets quality, capital adequacy, risk levels, IT system, service quality and data governance.

The Committee finds it very important to conduct its activities in conformity with good corporate governance. The Committee has responsibly performed its roles and responsibilities as stipulated by the Terms of Reference with integrity, transparency and consistency in the best interests and the long-term stability of the Bank.



Chim Tantiyaswasdikul

Chairman of the Board Risk Oversight Committee

7 March 2024

Report of the Nomination and Compensation Committee

The Nomination and Compensation Committee ("NCC"), as appointed by the Board of Directors consists, of independent directors and Non-Executive Director as follows:

1) Tithiphan Chuerboonchai ¹	Chairman
2) Chim Tantiyaswasdikul	Member
3) Suebtrakul Soonthornthum	Member
4) Atchana Waiquamdee	Member

The NCC held 6 meetings in 2023.

The NCC is responsible for the nomination of, and the remuneration for, the Bank's Board members and the Bank's Senior Management. The NCC's duties include:

- Determining the policy and criteria for the selection of candidates, reviewing suitability of candidates for appointment to the Board, as Chief Executive Officer ("CEO"), and/or to Senior Management positions of Executive Director (ED) level and above, and reviewing any internal promotion to the rank of Executive Director (ED) and above; and
- Setting approaches to remuneration, recommending remuneration for the Board members, and reviewing remuneration for the Senior Management team.

In selecting a member of the Board of Directors, CEO and Senior Management, the factors to be taken into consideration, in addition to all applicable regulatory requirements, include the candidate's academic qualifications, personal character, technical and leadership competence, employment and career experience, and his or her management philosophy and management vision. A successful candidate must share the Board's and Management's philosophy and vision in managing the financial institution in order to ensure that the institution's goals are met. Furthermore, a candidate must share the same beliefs that will help establish mutual trust and close working relationships with the Board and with the Senior Management team.

The NCC will review a successful candidate for suitability before the Bank proceeds to obtain approval from the Board of Directors and the Bank of Thailand.

In setting compensation for 2023 as disclosed in this Annual Report, the scale and component of remuneration for the independent directors and non-executive directors are based on the fee structure, roles of each director and relevant policies/ practices while the remuneration for the Senior Management are comparable to general practice in the financial industry with regard to work experience and the Bank's overall performance results and in accordance with the principles and policies which have been approved by the Board and shareholders.

The Bank believes in the remuneration policy and principle of meritocracy - which is to ensure that each employee including that of Senior Management is rewarded and recognised based on his or her level of performance and contribution to the Bank while at the same time promoting long-term success of the Bank by taking into account the risk policies of the Bank.

The Bank does not reward based solely on percentage of income brought in by an employee. The factors used in considering the overall performance evaluation consist of Key Performance Indicators (KPIs) achieved at fifty percent, and the balance for demonstrating key competencies, having good behavior and upholding of the UOB values.

¹ Tithiphan Chuerboonchai was appointed the Chairman of NCC, effective on 21 April 2023

Remuneration given for KPIs achievement, e.g. on income, will be clawed-back if evidence of misconduct, mis-selling and other misdeeds surface subsequently.

The Bank also revised the Total Compensation Model especially on Variable Pay by introducing the deferral approach. The Deferred Cash or Shares will vest in accordance with the vesting schedule. The vesting of the Deferred Shares will be subject to performance conditions.

For Control Functions, their respective remuneration are determined based on overall performance of the Bank, the achievement of operational KPIs for such Control Functions, competency and the performance of an individual employee, and competitiveness of the total compensation against the market.

The NCC will review performance rating of all Senior Management including the Senior Management in the relevant Control Functions, and the Human Resources (HR) Function will ensure that remuneration of all Control Functions' employees are properly benchmarked and their pay levels are fair.

The combination of independent reporting lines of Control Functions into the Board e.g. Compliance to the Board of Directors and President and CEO, Internal Audit to the Audit Committee, Risk Management to Board Risk Oversight Committee and President and CEO, the segregation of duties for Control Functions, and a compensation structure that prevents conflicts of interest provide necessary checks and balance against compromising the independence and integrity of the Control Functions.

The NCC will, based on the Bank's financial performance, market and industry reward trends, as well as, on GDP and inflation rate projections, propose annual increment and variable pay for employees to the Board of Directors for consideration and approval in the first quarter of each year.

The NCC also takes part in setting out annual performance assessment criteria for overall Board of Directors and each individual director to assess the Board of Directors' performance and efficiency by taking into account their roles and responsibilities as well as Corporate Governance Principles. The assessment was conducted in form of self-assessment and cross assessment. The result was then summarised and reported to the NCC and the Board of Directors for notation.

On the acquisition of Citigroup's consumer banking businesses, the NCC continue to review senior positions of Executive Director and above appointments and also ensured that compensation and benefits are consistent with the Bank's policy and strategy.



Assoc. Prof. Tithiphan Chuerboonchai

Chairman, Nomination & Compensation Committee

14 February 2024

Corporate Governance

United Overseas Bank (Thai) Public Company Limited (the Bank or UOB Thailand), is committed to maintaining good standards of corporate governance. The Bank believes that good corporate governance is fundamental to sustaining business growth and safeguarding the interests of all stakeholders, including shareholders, employees, business partners, customers, depositors, entities with supervisory authorities and auditors. The Bank adheres to the principles prescribed by the relevant supervisory authorities. It has established a Code of Conduct which lays down the principles and best practices of personal and professional behaviour expected of all directors and employees. The code is grounded in the Bank's values of Honourable, Enterprising, United and Committed.

Cognisant of the need for the Bank to operate sustainably while considering the respective needs of all stakeholders, the Board of Directors of the Bank (the Board) proactively considers sustainability issues in its reviews of long-term business and organisational goals and provides the strategic direction for the Bank's sustainability practices. More information on the Bank's sustainability approach and practices can be found in the Sustainability Report published on our website (www.UOB.co.th)

Financial-related Disclosure

The Board is responsible for the completeness and accuracy of the consolidated financial statements of the Bank and its subsidiaries and for the financial information presented in this Annual Report. The financial statements have been prepared in accordance with Thai Financial Reporting Standards enunciated under Accounting Professions Act B.E. 2547 (A.D. 2004), and in compliance with governing policies, careful judgement and best estimates. Important information has been adequately disclosed in the notes to the financial statements. The independent certified public accountants, having audited the consolidated financial statements of the Bank and its subsidiaries, have issued an unqualified audit opinion of the financial statements, and are of the opinion that the consolidated financial statements give a true and fair view of the UOB Thailand Group's financial status and performance.

The Board has maintained its oversight to ensure that the Bank's system of internal controls, compliance and internal audit is adequate and effective and that accounting records were accurate, complete and adequate to safeguard the Bank's assets and long-term interests of our shareholders, customers and other stakeholders. The Board has opined that the Bank's system of risk management and internal controls (including financial, operational, compliance

and information technology controls) were adequate and effective as at 31 December 2023. The Board notes that no system of risk management and internal controls can provide absolute assurance against material error, loss or fraud, and that the Bank's system of risk management and internal controls provides reasonable but not absolute assurance that the Bank will not be affected by any adverse event which may be reasonably foreseen.

Board of Directors

The Board comprises nine members who possess the required qualifications to serve as directors of financial institutions, as required by law and the relevant regulations. As a whole, the Board comprises members with a range of knowledge and skills which are commensurate with the Bank's size, complexity, business, risks, strategies and long-term operation. At least one director possesses IT knowledge and experience.

At least half of them reside in Thailand, in compliance with the Public Limited Companies Act B.E. 2535 (A.D. 1992). The Board meets at least four times a year. The quorum for a meeting is not less than half of the total number of directors, meeting either in person or via electronic means.

The Board's main roles, duties and responsibilities are in compliance with law and regulatory requirements, the Bank's Memorandum and Articles of Association, and the resolutions of the shareholders. The Board has delegated certain responsibilities to several board committees and the Board may also appoint one or several directors or any other person to perform any function or to act on its behalf. The Board's main responsibilities are:

- a) formulating strategies and policies, including:
 - i) defining strategic directions and targets, as well as approving the key strategies of the Bank;
 - ii) approving the policies that are significant for the Bank's operation;
 - iii) determining or approving the risk governance framework and overseeing the Bank's risk management systems and procedures, including inculcating and reinforcing of the risk culture; and
 - iv) determining or approving policies promoting good corporate governance;

- b) ensuring effective controls, oversight and audit (Three Lines Model); and
- c) monitoring the Bank's performance.

The Board members are:

Wee Ee Cheong	Chairman
Chan Kok Seong	Deputy Chairman
Suebtrakul Soonthornthum	Non-Executive Director
Tithiphan Chuerboonchai	Independent Director
Chim Tantiyaswasdikul	Independent Director
Atchana Waiquamdee	Independent Director
Preeyanart Soontornwata ^{/1}	Independent Director
Tan Choon Hin	Director
Sanchai Apisaksirikul	Director

Note:

^{/1} Preeyanart Soontornwata was appointed to the Board on 21 April 2023.

Executive Committee

The Executive Committee (the EXCO) is established by the Board. Its main responsibilities include:

- a) reviewing and approving business policies and strategies as well as other policy matters in line with local practices, regulations and legislation;
- b) monitoring the progress of the Bank's business plan;
- c) reviewing and approving lending programmes, the loan/lending governance framework and any other changes in credit parameter that may have an impact on the business and reputation of the Bank, as may be delegated by the Board;
- d) approving Maximum Credit Discretionary Limit (CDL) Structures (approval limits) for authorised individuals and/or management committees for the approval of credit facilities and debt restructuring cases;
- e) approving credit applications, debt restructuring cases and/or any resolution on non-performing loans which fall above the CDLs designated to individuals and/or management committees;
- f) acting on urgent and important business matters requiring immediate decision, which would normally require the attention and decision of the Board; and
- g) approving other businesses which may be delegated by the Board from time to time.

The EXCO members are:

Tan Choon Hin	Chairman
Chan Kok Seong	Alternate Chairman
Sanchai Apisaksirikul	Member

Nomination and Compensation Committee

The Nomination and Compensation Committee (the NCC) consists of three independent directors and one non-executive director. The NCC is responsible for nomination of, and remuneration for, the Board members and senior management. Its main responsibilities include:

- a) reviewing and proposing to the Board the selection and nomination of qualified candidates for Directors, CEO, members of the Board Committees and senior management from Executive Directors (ED) level and above, including any internal promotions to the rank of ED and above; and
- b) setting the approach to remuneration, recommending the remuneration for Board members and reviewing the level and structure of remuneration for the senior management team.

The NCC members are:

Tithiphan Chuerboonchai ^{/1}	Chairman
Suebtrakul Soonthornthum	Member
Chim Tantiyaswasdikul	Member
Atchana Waiquamdee ^{/2}	Member

Note:

^{/1} Tithiphan Chuerboonchai was appointed as the chair of the NCC on 21 April 2023.

^{/2} Atchana Waiquamdee was appointed as a member of the NCC on 21 April 2023.

Audit Committee

The Audit Committee (AC) consists of three independent directors who have the relevant knowledge and experience to effectively review the reliability of financial statements. Its main responsibilities include:

- a) reviewing the adequacy and effectiveness of the internal control systems;
- b) reviewing the sufficiency, credibility and objectivity of the financial reporting process;
- c) reviewing the adequacy and effectiveness of the internal audit function;

Corporate Governance

- d) considering and advising the Board on the selection, nomination, appointment and remuneration of external auditors;
- e) reviewing the compliance of disclosures of related party transactions and conflicts of interests; and
- f) coordinating with the Board Risk Oversight Committee (BROC) on the oversight of non-financial and financial risk management and internal control matters.

The AC members are:

Atchana Waiquamdee ^{/1}	Chairman
Tithiphan Chuerboonchai	Member
Preeyanart Soontornwata ^{/2}	Member

Note:

^{/1} Atchana Waiquamdee was appointed as the chair of the AC on 21 April 2023.

^{/2} Preeyanart Soontornwata was appointed as a member of the AC on 21 April 2023.

Board Risk Oversight Committee

The BROC was set up to assist the Board in overseeing the management of risk arising from the business of the Bank. It comprises three directors, of which the BROC Chairman is independent. The other two BROC members are non-executive and executive, respectively. The BROC's main responsibilities include:

- a) making recommendations to the Board on matters relating to the risk governance of the Bank;
- b) overseeing compliance with risk management policies, strategies, and risk appetite by Senior Management;
- c) overseeing capital management and liquidity management strategies in accordance with the approved risk appetite;
- d) reviewing the adequacy and effectiveness of the risk management policies and overall risk management strategies, including risk appetite, at least annually or more frequently when there are material changes; and
- e) reporting to the Board on the management, control and monitoring of risk, and assessment of the effectiveness of risk management and risk culture.

The BROC members are:

Chim Tantiyaswasdikul ^{/1}	Chairman
Suebrakul Soonthornthum	Member
Sanchai Apisaksirikul	Member

Note:

^{/1} Chim Tantiyaswasdikul was appointed as the chair of the BROC on 21 April 2023.

Control Systems, Risk Management, Compliance and Internal Audit

The Board and Management recognise the importance of robust internal controls and effective risk management, compliance and internal audit functions. The Bank has set up various management committees to assist the President and Chief Executive Officer in overseeing the day-to-day operations of the Bank. It also has a comprehensive system of internal controls to safeguard its business and the interests of its stakeholders. All business and support units within the Bank are expected to comply with the guidelines on internal controls and ethics. Internal control activities form an integral part of the Bank's operational processes. To this end, the Bank has established appropriate dual controls, with segregation of the operational functions and the control and monitoring functions, to ensure that there are appropriate checks and balances.

Risk Management is an independent function that reports to the BROC and the Board. It is responsible for putting in place strategies, frameworks, policies and processes for identifying, measuring, controlling, managing and reporting risks of the UOB Thailand Group. It works with business and support units, relevant management committees and dedicated task forces to develop and to implement appropriate risk management strategies, frameworks, policies and processes. More information on the Bank's risk management approach can be found in the "Risk Management" section of this Annual Report and the Pillar III disclosure on the Bank's website (www.UOB.co.th).

Compliance is an independent function which manages regulatory compliance risks and reports directly to the Board. It is responsible for communicating, educating and advising all units in the Bank on applicable regulatory developments and their impact on business practices, and conducting compliance reviews and assessments to ensure that the Bank conducts its business in compliance with all applicable laws, regulations and measures against money-laundering, terrorist-financing and financial crime, and administering training on measures against bribery, money-laundering and terrorist-financing.

Internal Audit (IA) is an independent unit that reports directly to the AC and the Board. The IA team comprises qualified staff and is responsible for assessing the adequacy and effectiveness of the Bank's system of internal controls, risk management and governance processes. The operations of IA are assessed internally on an annual basis. Results of the latest review conducted in 2023 indicated that the IA has generally conformed with the Internal Audit Methodology and IIA Performance Standards promulgated by the Institute of Internal Auditors (IIA). The IA is also assessed externally by an external assessor at least once every five years. Based on the results of the latest external assessment conducted by KPMG in 2019, the Bank's IA function was generally in conformance with the IIA Standards. The next external assessment will be conducted in 2024.

Corporate Governance

The attendance of the Directors in 2023

(1 January 2023 - 31 December 2023)

Directors	Number of Meetings Attended / Total Number of Meetings Held					
	The Meeting of the Board of Directors	The Meeting of The Audit Committee	The Meeting of The Nomination and Compensation Committee	The Meeting of The Board Risk Oversight Committee	The Meeting of Non-Executive Directors	Annual General Meeting of the Shareholders
Non-Executive Director						
1. Wee Ee Cheong	4/4	-	-	-	4/4	0/1
2. Suebrakul Soonthornthum	4/4	-	6/6	5/5	4/4	1/1
Independent Directors						
3. Chanitr Charnchainarong ^{/1}	1/1	-	2/3	1/1	1/1	0/1
4. Tithiphan Chuerboonchai ^{/2}	4/4	4/4	6/6	-	4/4	1/1
5. Chim Tantiyaswasdikul ^{/3}	4/4	1/1	6/6	5/5	4/4	1/1
6. Atchana Waiquamdee ^{/4}	4/4	4/4	3/3	-	4/4	0/1
7. Preeyanart Soontornwata ^{/5}	3/3	3/3	-	-	3/3	-
Executive Directors						
8. Chan Kok Seong	4/4	-	-	-	-	0/1
9. Tan Choon Hin	4/4	-	-	-	-	1/1
10. Sanchai Apisaksirikul	4/4	-	-	5/5	-	1/1

Note:

^{/1} Chanitr Charnchainarong retired by rotation at the annual general meeting on 21 April 2023.

^{/2} Tithiphan Chuerboonchai stepped down as chair of the Audit Committee (AC) on 21 April 2023 but remained as a member. On the same day, he was appointed as the chair of the Nomination and Compensation Committee (NCC).

^{/3} Chim Tantiyaswasdikul stepped down as chair of the NCC on 21 April 2023 but remained as a member. On the same day, he stepped down from the AC and was appointed as the chair of the Board Risk Oversight Committee.

^{/4} Atchana Waiquamdee was appointed as the chair of the AC and a member of the NCC on 21 April 2023.

^{/5} Preeyanart Soontornwata was appointed to the Board, and as a member of the AC on 21 April 2023.

Company Information

Auditors

Ms Somjai Khunapasut : Certified Public Accountant (Thailand) No. 4499 and/or
Ms Wanwilai Phetsang : Certified Public Accountant (Thailand) No. 5315 and/or
Ms Saranya Pludsri : Certified Public Accountant (Thailand) No. 6768

EY Office Limited
33rd Floor, Lake Rajada Office Complex
193/136-137 Rajadapisek Road
Klongtoey, Bangkok 10110
G.P.O. Box 1047, Bangkok 10501, Thailand
Tel : 0 2264 9090
Fax : 0 2264 0789-90
Website : www.ey.com

Company Information

Subsidiaries companies of UOB (Thai)

1. UOB Services Asset Management Company Limited

Business	Debt Collection and Asset Management Services
Location	559, 13 th Floor, Phetkasem Road, Bangwa, Pasijaroen, Bangkok 10160
Telephone	0 2093 5649
Facsimile	0 2093 5525-7
Paid-up capital	Baht 60,000,000 (registered capital Baht 100,000,000) (10,000,000 ordinary shares)
UOB (Thai)'s holding	99.99%

2. UOB Capital Services Company Limited

Business	Loan /Hire Purchase/ Lease
Location	399, 16 th Floor Interchange Building21 Sukhumvit Road, Khongtan, Khongtoei, Bangkok 10110
Telephone	0 2232 4224
Facsimile	-
Paid-up capital	Baht 3,324,174,350 (registered capital Baht 3,624,174,350) (72,483,487 ordinary shares)
UOB (Thai)'s holding	99.99%

Details of directors as at 31 December 2023

Name	Period	Work Experience
1. Wee Ee Cheong	Apr 2022 – Present	<ul style="list-style-type: none"> Chairman of the Board of Directors (Authorised Signatory), UOB Thailand
	Mar 2022 – Present	<ul style="list-style-type: none"> Director, CYW Portfolio Pte Ltd
	Mar 2022 – Present	<ul style="list-style-type: none"> Director, Wee (Mgt) Pte Ltd
	Mar 2022 – Present	<ul style="list-style-type: none"> Director, Wee Portfolio Pte Ltd
	May 2007 – Present	<ul style="list-style-type: none"> Deputy Chairman and CEO, United Overseas Bank Ltd., Singapore
	Oct 2019 – Present	<ul style="list-style-type: none"> President Commissioner, PT Bank UOB Indonesia
	1990 – Present	<ul style="list-style-type: none"> Director, United Overseas Bank Ltd., Singapore
	2007 – Present	<ul style="list-style-type: none"> Chairman, United Overseas Bank (China) Ltd.
	1994 – Present	<ul style="list-style-type: none"> Director, United Overseas Bank (Malaysia) Bhd.
	1991 – Present	<ul style="list-style-type: none"> Director, United Overseas Insurance Ltd.
	1998 – Present	<ul style="list-style-type: none"> Chairman, UOB Global Capital LLC
	2002 – Present	<ul style="list-style-type: none"> Chairman, UOB Global Capital (Pte) Ltd.
	1990 – Present	<ul style="list-style-type: none"> Director, UOB Travel Planners (Pte) Ltd.
	1987 – Present	<ul style="list-style-type: none"> Director, C Y Wee & Company (Pte) Ltd.
	1981 – Present	<ul style="list-style-type: none"> Director, E C Wee (Pte) Ltd.
	1985 – Present	<ul style="list-style-type: none"> Director, Kheng Leong Co (HK) Ltd.
	1978 – Present	<ul style="list-style-type: none"> Director, Kheng Leong Company (Pte) Ltd.
	2010 – Present	<ul style="list-style-type: none"> Director, KLC Holdings Ltd.
	2011 – Present	<ul style="list-style-type: none"> Director, KLC Holdings (Hong Kong) Ltd.
	1999 – Present	<ul style="list-style-type: none"> Director, Phoebus Singapore Holdings (Pte) Ltd.
1996 – Present	<ul style="list-style-type: none"> Director, Portfolio Nominees Ltd. 	
1976 – Present	<ul style="list-style-type: none"> Director, Wee Investments (Pte) Ltd. 	
1994 – Present	<ul style="list-style-type: none"> Director, Pilkon Development Co., Ltd. 	
1995 – Present	<ul style="list-style-type: none"> Director, Plaza Hotel Co., Ltd. 	
2012 – Present	<ul style="list-style-type: none"> Director, Wee Property (UK) (Pte) Ltd. 	

Name	Period	Work Experience
	2004 - Present	• Member, Board of Governors, Singapore-China Foundation
	1997 - Present	• Honorary Council Member, Singapore Chinese Chamber of Commerce & Industry
	Apr 2021 - Present	• Chairman, The Association of Banks in Singapore
	Apr 2021 - Present	• Vice Chairman, The Institute of Banking & Finance
	2008 - Present	• Director, Wee Foundation
	Jun 2021 - 2023	• Director, ASEAN Banker Association
	Jul 2004 - Apr 2022	• Deputy Chairman of the Board of Directors (Authorised Signatory), UOB Thailand
	1995 - 2021	• Director, Walden AB Ayala Ventures Co Inc.
	2003 - Oct 2019	• Director, Wee Venture (Overseas) Ltd.
	1994 - Jun 2019	• Director, K.I.P. Industrial Holdings Ltd.
	2007 - Oct 2019	• Deputy President Commissioner, PT Bank UOB Indonesia
2. Chan Kok Seong	Apr 2022 - Present	• Deputy Chairman (Authorised Signatory), UOB Thailand
	Oct 2019 - Present	• Commissioner, PT Bank UOB Indonesia
	Oct 2018 - Present	• Director, Avatec.ai (S) Pte Ltd
	Mar 2018 - Present	• Chairman of Members' Council, United Overseas Bank (Vietnam) Ltd.
	Sep 2012 - Present	• Group Chief Risk Officer, United Overseas Bank Ltd., Singapore
	Apr 2019 - Apr 2022	• Director (Authorised Signatory), UOB Thailand
3. Suebtrakul Soonthornthum	Apr 2022 - Present	• Director / Member of the Nomination and Compensation Committee / Member of the Board Risk Oversight Committee, UOB Thailand
	Jan 2020 - Present	• Vice Chairman Board of Directors, Loxley PCL
	1997 - Present	• Director, Loxley Trading Co., Ltd.
	1989 - Present	• Director, Loxley Property Development Co., Ltd.
	1991 - Present	• Chairman, Foseco (Thailand) Co., Ltd.
	1987 - Present	• Director, NS BlueScope (Thailand) Co., Ltd
	1987 - Present	• Director, NS BlueScope Services (Thailand) Co., Ltd.
	1987 - Present	• Director, NS BlueScope Lysaght (Thailand) Co., Ltd.
	1999 - Present	• Director, BP - Castrol (Thailand) Co., Ltd.
	1990 - Present	• Director, Ekpavee Co., Ltd.
	1972 - Present	• Director, Zin Suapah Co., Ltd.
	1990 - Present	• Director, Loxley Joint and Hold Co., Ltd.
	2013 - Present	• Director, BlueScope Building (Thailand) Co., Ltd.
	2000 - Present	• Chairman, Muang Thai Real Estate PCL
	1996 - Present	• Independent Director, Vanachai Group PCL
	2016 - Present	• Independent Director, Phatra Leasing PCL
	1987 - 2022	• Independent Director, Muang Thai Life Assurance PCL
	Aug 2004 - Apr 2022	• Independent Director and Member of the Audit Committee, UOB Thailand
	Jan 2017 - Dec 2019	• Vice Chairman and Vice Chairman of the Executive Board, Loxley PCL

Company Information

Name	Period	Work Experience
4. Tithiphan Chuerboonchai	May 2023 - Present	<ul style="list-style-type: none"> Independent Director / Chairman of the Board, Indara Insurance PCL
	Apr 2023 - Present	<ul style="list-style-type: none"> Member of the Audit Committee / Chairman of the Nomination and Compensation Committee, UOB Thailand
	Dec 2022 - Present	<ul style="list-style-type: none"> Independent Director, Big C Retail Corporation PCL
	Jun 2020 - Present	<ul style="list-style-type: none"> Member of Senior Expert Committee, Chulalongkorn University Council
	Sep 2018 - Present	<ul style="list-style-type: none"> Independent Director / Member of Corporate Governance and Sustainability Committee / Member of Risk Management Committee, Asset World Corp PCL
	Apr 2017 - Present	<ul style="list-style-type: none"> Independent Director / Chairman of Audit Committee / Member of Sustainability and Risk Management Committee, Fraser Property (Thailand) PCL
	Nov 2016 - Present	<ul style="list-style-type: none"> Independent Director, UOB Thailand
	2016 - Present	<ul style="list-style-type: none"> Independent Director / Chairman of the Corporate Governance Committee / Member of the Audit Committee, Univentures PCL
2010 - Mar 2019	<ul style="list-style-type: none"> Director, C & C International Venture Co., Ltd. 	
2009 - Apr 2019	<ul style="list-style-type: none"> Independent Director and Member of the Audit Committee, TSFC Securities PCL 	
5. Chim Tantiyaswasdikul	Apr 2023 - Present	<ul style="list-style-type: none"> Chairman of the Board Risk Oversight Committee / Member of the Nomination and Compensation Committee, UOB Thailand
	Dec 2022 - Present	<ul style="list-style-type: none"> Expert Member of University Council Board of Mahanakorn University of Technology
	Oct 2019 - Present	<ul style="list-style-type: none"> Member, Digital Council of Thailand
	Aug 2018 - Present	<ul style="list-style-type: none"> Independent Director, UOB Thailand
	2017 - 2021	<ul style="list-style-type: none"> Advisor, National Broadcasting and Telecommunications Commission (NBTC)
	2014 - 2021	<ul style="list-style-type: none"> Risk Management Committee Member, National ITMX Co., Ltd.
	2019 - 2019	<ul style="list-style-type: none"> Chairman/Independent Director, Comanche International PCL
2015 - 2019	<ul style="list-style-type: none"> Independent Director and Chairman of the Audit Committee, Comanche International PCL 	
6. Atchana Waiquamdee	Apr 2023 - Present	<ul style="list-style-type: none"> Chairman of Audit Committee / Member of Nomination and Compensation Committee, UOB Thailand
	Apr 2022 - Present	<ul style="list-style-type: none"> Independent Director, UOB Thailand
	2019 - Present	<ul style="list-style-type: none"> Member of Advisory Panel, ASEAN+3 Macroeconomic Research Office (AMRO), Singapore
2018 - Present	<ul style="list-style-type: none"> Director, Public Policy and Good Governance Foundation 	

Name	Period	Work Experience
	2017 - Present	<ul style="list-style-type: none"> Director, Corruption Surveillance and Appraisal Commission, Office of The National Counter Corruption Commission
	2021 - Apr 2022	<ul style="list-style-type: none"> Director, Puey Institute of Economic Research, Bank of Thailand
7. Preeyanart Soontornwata	Apr 2023 - Present	<ul style="list-style-type: none"> Independent Director / Member of the Audit Committee, UOB Thailand
	2022 - Present	<ul style="list-style-type: none"> Director, Pattanathurakit Co., Ltd.
	2022 - Present	<ul style="list-style-type: none"> Director, Radiant Power Co., Ltd.
	2022 - Present	<ul style="list-style-type: none"> Director, P49 Energy Co., Ltd.
	1996 - Dec 2022	<ul style="list-style-type: none"> President / CEO, B.Grimm Power PCL
8. Tan Choon Hin	Sep 2021 - Present	<ul style="list-style-type: none"> First Vice Chairperson, The Association of International Banks (AIB)
	Mar 2021 - Present	<ul style="list-style-type: none"> Director, Avatec.AI Vietnam Limited Liability Company
	Dec 2018 - Present	<ul style="list-style-type: none"> Director, United Private Equity Investments (Cayman) Ltd.
	Jan 2018 - Present	<ul style="list-style-type: none"> Director, UOB Venture Management (Shanghai) Ltd.
	Oct 2017 - Present	<ul style="list-style-type: none"> Director, The Association of International Banks (AIB)
	Nov 2016 - Present	<ul style="list-style-type: none"> Director (Authorised Signatory) and President & CEO, UOB Thailand
	Feb 2020 - Aug 2021	<ul style="list-style-type: none"> Second Vice Chairperson, The Association of International Banks (AIB)
	Apr 2018 - Sep 2020	<ul style="list-style-type: none"> Director, United Asia Diversifier Program
9. Sanchai Apisaksirikul	Aug 2018 - Present	<ul style="list-style-type: none"> Member of the Board Risk Oversight Committee, UOB Thailand
	Mar 2017 - Present	<ul style="list-style-type: none"> Director, Asia Alpha Fund
	May 2015 - Present	<ul style="list-style-type: none"> Director, UOB Asset Management (Thailand) Co., Ltd.
	Apr 2015 - Present	<ul style="list-style-type: none"> Managing Director, UOB Thailand
	Mar 2012 - Present	<ul style="list-style-type: none"> Director (Authorised Signatory), UOB Thailand

Company Information

Directors' remuneration

as of 31 December 2023

				Baht
	Board of Directors	Audit Committee	Nomination & Compensation Committee	Board Risk Oversight Committee
1. Mr Suebrakul Soonthornthum	1,152,000	-	525,000	600,000
2. Mr Tithiphan Chuerboonchai	1,152,000	735,000	678,000	-
3. Dr Chim Tantiyaswasdikul	1,152,000	150,000	576,000	870,000
4. Dr Atchana Waiquamdee	1,152,000	915,000	405,000	-
5. Ms Preeyanart Soontornwata*	900,000	495,000	-	-
6. Mr Chanitr Charnchainarong**	352,000	-	165,000	320,000
Total	5,860,000.00	2,295,000.00	2,349,000.00	1,790,000.00

*Appointed on 21 April 2023

**Completed his term on 21 April 2023

Senior Management's Remuneration

In Y2023, the Bank and its subsidiaries paid remuneration including salary, bonus, and other benefits to senior management of the Bank and its subsidiaries at the amount of Baht 689,922,373.86 (Y2022 paid Baht 569,645,563.83).

Directorships of Directors and Senior Management as at year-end 2023

Directors

1. Wee Ee Cheong

Company	Position
UOB Business Group	
1. PT Bank UOB Indonesia	President Commissioner
2. United Overseas Bank Ltd.	Director
3. United Overseas Bank (China) Ltd.	Chairman
4. United Overseas Bank (Malaysia) Bhd.	Director
5. United Overseas Insurance Ltd.	Director
6. UOB Global Capital LLC	Chairman
7. UOB Global Capital (Pte) Ltd.	Chairman
8. UOB Travel Planners (Pte) Ltd.	Director
Wee Family Business Group	
1. C Y Wee & Company (Pte) Ltd.	Director
2. CYW Portfolio Pte Ltd	Director
3. E C Wee (Pte) Ltd.	Director
4. Kheng Leong Co (HK) Ltd.	Director
5. Kheng Leong Company (Pte) Ltd.	Director
6. KLC Holdings Ltd.	Director

Company	Position
7. KLC Holdings (Hong Kong) Ltd.	Director
8. Phoebus Singapore Holdings (Pte) Ltd.	Director
9. Pilkon Development Co., Ltd.	Director
10. Plaza Hotel Co., Ltd.	Director
11. Portfolio Nominees Ltd.	Director
12. Wee Investments (Pte) Ltd.	Director
13. Wee (Mgt) (Pte) Ltd.	Director
14. Wee Portfolio (Pte) Ltd.	Director
15. Wee Property (UK) (Pte) Ltd.	Director

Non-Profit/Community Service/Relationship (Networking)

Business Group

1. Singapore-China Foundation	Member, Board of Governors
2. Singapore Chinese Chamber of Commerce & Industry	Honorary Council Member
3. The Association of Banks in Singapore	Chairman
4. The Institute of Banking & Finance	Vice Chairman
5. Wee Foundation	Director

2. Chan Kok Seong

Company	Position
UOB Business Group	
1. United Overseas Bank (Vietnam) Ltd.	Chairman of Members' Council
2. Avatec.ai (S) Pte Ltd.	Director
3. PT Bank UOB Indonesia	Commissioner

3. Suebtrakul Soonthornthum

Company	Position
Loxley Business Group	
1. Loxley Public Co., Ltd.	Vice Chairman
2. Loxley Trading Co., Ltd.	Director
3. Loxley Property Development Co., Ltd.	Director
4. Foseco (Thailand) Co., Ltd.	Chairman
5. NS BlueScope (Thailand) Co., Ltd.	Director
6. NS BlueScope Services (Thailand) Co., Ltd.	Director
7. NS BlueScope Lysaght (Thailand) Co., Ltd.	Director
8. BP - Castrol (Thailand) Co., Ltd.	Director
9. Ekpavee Co., Ltd.	Director
10. Zin Suapah Co., Ltd.	Director
11. Loxley Joint and Hold Co., Ltd.	Director
12. BlueScope Building (Thailand) Co., Ltd.	Director
Other Business Group	
1. Muang Thai Real Estate Public Co., Ltd.	Chairman
2. Vanachai Group Public Co., Ltd.	Independent Director
3. Phatra Leasing Public Co., Ltd.	Independent Director

Company Information

4. Tithiphan Chuerboonchai

Company	Position
1. Univentures Public Co., Ltd.	Independent Director
2. Frasers Property (Thailand) Public Co., Ltd.	Independent Director
3. Asset World Corp Public Co., Ltd.	Independent Director
4. Big C Retail Corporation PCL	Independent Director
5. Indara Insurance PCL	Independent Director

5. Chim Tantiyaswasdikul - None

6. Atchana Waiquamdee - None

7. Preeyanart Soontornwata

Company	Position
1. Pattanathurakit Co., Ltd.	Director
2. Radiant Power Co., Ltd.	Director
3. P49 Energy Co., Ltd.	Director

8. Tan Choon Hin

Company	Position
UOB Business Group	
1. UOB Venture Management (Shanghai) Ltd.	Director
2. United Private Equity Investments (Cayman) Ltd.	Director
3. Avatec.AI Vietnam Limited Liability Company	Director
Other Business Group	
The Association of International Banks (AIB)	First Vice Chairperson

9. Sanchai Apisaksirikul

Company	Position
UOB Business Group	
1. UOB Asset Management (Thailand) Co., Ltd.	Director
2. Asia Alpha Fund	Director

Senior Management Team as at year-end 2023

Name	Company	Position
1. Yuttachai Teyarachakul	AXA Insurance PCL	Director
2. Roongthip Angkasirisan	UOB Capital Services Co., Ltd.	Director
	UOB Services Asset Management Co., Ltd.	Director
3. Vira-anong Chiranakhorn Phutrakul	UOB Capital Services Co., Ltd.	Director
	C.Wans Assets Co., Ltd.	Director
	JTFP Co., Ltd.	Director
	Siam Orchid Gallery Co., Ltd.	Director
4. Tearavath Trirutdilokkul	UOB Capital Services Co., Ltd.	Director
	UOB Services Asset Management Co., Ltd.	Director
5. Ammaraporn Sivasen	-	-
6. Chintana Kittiviboolmas	-	-
7. Dhornratana Olanhankij	-	-
8. Kesthip Tiemwech	UOB Capital Services Co., Ltd.	Director
9. Nag Srimannarayan Addepalli	-	-
10. Piyaporn Ratanaprasartporn	-	-
11. Sasiwimol Arayawattanapong	-	-
12. Veerachai Chuenchompoonut	UOB Services Asset Management Co., Ltd.	Director
13. Amporn Supjindavong	UOB Asset Management (Thailand) Co., Ltd.	Director
14. Apasara Lipipan	UOB Services Asset Management Co., Ltd.	Director
15. Araya Lertvanichkit	-	-
16. Arshaduddin Mir	-	-
17. Chanika Smaimak	-	-
18. Gidon Jerome Kessel	-	-
19. Ketsuda Phanphruk	-	-
20. Komsun Yuvajita	-	-
21. Luiza Karolina Rosinska	-	-
22. Nakhon Vorakanonta	-	-
23. Numchoke Siamhan	-	-
24. Nutthasan Tantasuralerk	-	-
25. Panitsanee Tansavatdi	-	-
26. Panittra Vejajiva	-	-
27. Pannee Chongcharoen	-	-
28. Patchanee Vongsilpawattana	-	-
29. Peeruntorn Vannaprasert	-	-
30. Pimphan Opapirom	-	-

Company Information

Name	Company	Position
31 Pisal Kattiyothaivong	-	-
32 Pongsakorn Julsawad	-	-
33 Pongtorn Supornchai	-	-
34 Poomchai Chusakultanachai	-	-
35 Prathana Amonlirdviman	-	-
36 Pratheep Kamath	-	-
37 Reiwadee Amornsiripanich	-	-
38 Sakchai Sathainsoontorn	-	-
39 Sakoolrut Amyongka	-	-
40 Sayumrat Maranate	-	-
41 Sooppawit Sooppapipatt	Vinyl Creation And Trading Co., Ltd.	Director
42 Suwassa Anantasa	-	-
43 Suwintip Chuenban	-	-
44 Supaporn Iemtananon	S. Samarnchai Part., Ltd.	Managing Partner
45 Suporntip Pongsachamnankit	-	-
46 Taravadee Manuschinapisit	-	-
47 Thiranee Thiragirayuta	-	-
48 Usanee Chiowanich	-	-
49 Vajee Pramualrat	-	-
50 Vipa Harisdangkul	-	-
51 Viyada Valyasevi	-	-
52 Wai Wah Yue	-	-
53 Wasinee Sivakua	UOB Capital Services Co., Ltd.	Director
	UOB Services Asset Management Co., Ltd.	Director
54 Wipaporn Techamaitrechit	-	-
55 Wutisak Ongpatanakul	-	-
56 Wuttichai Jungcharoen	-	-

Shareholding in UOB Thailand and Subsidiaries

Directors of UOB Thailand do not own any shares in UOB Thailand and its subsidiaries.

Auditor's Remuneration

In 2023, the Bank and its subsidiaries paid for audit fee as follow.

		Baht
United Overseas Bank (Thai) PCL	EY Office Limited	13,500,000
UOB Services Asset Management Co., Ltd.	EY Office Limited	400,000
UOB Capital Services Co., Ltd	EY Office Limited	1,400,000
Total		15,300,000

10 Major Shareholders

As of 31 December 2023

No	Name	No. of Shares paid-up shares	% of Issued and fully
1.	United Overseas Bank Limited	2,477,143,763	99.66
2.	Univest Property Co., Ltd.	1,012,000	0.04
3.	Univest Holding Co., Ltd.	1,012,000	0.04
4.	Mr Pramote Thitayangura	982,266	0.04
5.	Mr Chne-Weng Chow	907,500	0.04
6.	Mr Chow Chne Weng	877,250	0.04
7.	Ms Sumalee Atiphanampai	165,000	0.01
8.	Mr Paichit Rojanawanich	162,443	0.01
9.	Ms Sirirath Thitayangura	120,939	<0.01
10.	Mr Somsak Nittayarumpong	117,975	<0.01

Ramark: Number of Issued and fully paid-up shares is 2,485,661,305 shares

Company Information

Related party transactions

The Bank's transactions with the companies related to the Bank's directors during the year 2023 are as follows:

Statements of Financial Position

	Interbank and money market items (assets)	Financial assets measured at fair value through profit or loss	Derivatives assets	Deposits and other assets	Commitments	Deposits	Interbank and money market items (liabilities)	Derivatives liabilities	Debts issued and borrowings	Other liabilities	Related with UOBT Director
Related companies											
Underwater World Pattaya Co., Ltd.				/	/	/					/ Wee Cho Yaw
Haw Par Tiger Balm (Thailand) Limited							/				/ Wee Cho Yaw
Loxley Pcl.							/				Mr Suebtrakul Soonthornthum
Loxley Wireless Co., Ltd.							/				Mr Suebtrakul Soonthornthum
Loxbit Pcl.							/				Mr Suebtrakul Soonthornthum
Professional Computer Co., Ltd.							/				Mr Suebtrakul Soonthornthum
Netone Network Solution Co., Ltd.							/				Mr Suebtrakul Soonthornthum
L Hardware and Services Co., Ltd.							/				Mr Suebtrakul Soonthornthum
Loxley Trading Co., Ltd.							/				Mr Suebtrakul Soonthornthum
Major shareholders											
United Overseas Bank Limited	/		/	/	/	/	/	/	/	/	/ Wee Cho Yaw, Wee Ee Cheong
- UOB - Hong Kong Branch	/		/	/	/	/	/	/	/	/	/ Wee Cho Yaw, Wee Ee Cheong
- UOB - Tokyo Branch							/				Wee Cho Yaw, Wee Ee Cheong
- UOB - Mumbai Branch	/										Wee Cho Yaw, Wee Ee Cheong
United Overseas Bank Group of Companies											
- United Overseas Bank (Malaysia) Bhd							/				Wee Ee Cheong
- United Overseas Bank (Vietnam) Limited							/				Chan Kok Seong
- United Overseas Bank (China) Limited							/				Wee Cho Yaw, Wee Ee Cheong
- PT Bank UOB Indonesia	/						/				Wee Ee Cheong
- UOB Asset Management (Thailand) Co., Ltd.				/			/				/ Mr Sanchai Apisaksirikul
- UOB Kay Hian Securities (Thailand) Co., Ltd.		/					/				/ Wee Cho Yaw

Details of all related party transactions are disclosed in Note 37 to the financial statements.

Related party transactions

The Bank's transactions with the companies related to the Bank's directors during the year 2023 are as follows:

Statements of Comprehensive Income

	Interest Income	Interest expenses	Fees and service income	Fees and service expenses	Net gain (losses) on financial instruments measured at fair value through profit or loss	Premises and equipment expenses	Data processing charges	Other expenses	Related with UOBT Director
Related companies									
Underwater World Pattaya Co., Ltd.		/	/		/	/			Wee Cho Yaw
Haw Par Tiger Balm (Thailand) Limited			/	/	/				Wee Cho Yaw, Wee Ee Cheong
Loxley Pcl.		/	/						Mr Suebrakul Soonthornthum
Loxley Wireless Co., Ltd.			/	/					Mr Suebrakul Soonthornthum
Loxbit Pcl.			/			/			Mr Suebrakul Soonthornthum
Professional Computer Co., Ltd.			/						Mr Suebrakul Soonthornthum
L Hardware and Services Co., Ltd.			/	/					Mr Suebrakul Soonthornthum
Loxley Trading Co., Ltd.				/					Mr Suebrakul Soonthornthum
Major shareholders									
United Overseas Bank Limited	/	/	/		/		/	/	Wee Cho Yaw, Wee Ee Cheong
- UOB - Hong Kong Branch			/		/				Wee Cho Yaw, Wee Ee Cheong
- UOB - Sydney Branch			/						Wee Cho Yaw, Wee Ee Cheong
- UOB - London Branch			/						Wee Cho Yaw, Wee Ee Cheong
- UOB - Seoul Branch			/						Wee Cho Yaw, Wee Ee Cheong
- UOB - Taipei Branch			/						Wee Cho Yaw, Wee Ee Cheong
United Overseas Bank Group of Companies									
- United Overseas Bank (Malaysia) Bhd			/		/				Wee Ee Cheong
- United Overseas Bank (Vietnam) Limited			/						Chan Kok Seong
- United Overseas Bank (China) Limited			/						Wee Cho Yaw, Wee Ee Cheong
- PT Bank UOB Indonesia			/		/				Wee Ee Cheong
- UOB Asset Management (Thailand) Co., Ltd.		/	/		/				Mr Sanchai Apisaksirikul
- UOB Kay Hian Securities (Thailand) Co., Ltd.	/	/	/		/	/			Wee Cho Yaw
- UOB Travel Planners (Pte) Ltd.								/	Wee Ee Cheong

Details of all related party transactions are disclosed in Note 37 to the financial statements.

Credit Ratings

UOB (Thailand)

Moody's Investors Service		Rating (November 3 , 2022)
Bank Deposits	- Long-Term	A3
Bank Deposits	- Short-Term	P-2
Outlook		Stable
Baseline Credit Assessment		ba1
Adjusted Baseline Credit Assessment		a3

Fitch Ratings		Rating (April 21, 2023)
Foreign Currency	- Long-Term	A-
Foreign Currency	- Short-Term	F1
Outlook	- Long-Term	Stable
Viability		bbb-
National Rating	- Long-Term	AAA(tha)
National Rating	- Short-Term	F1+(tha)
National Rating Outlook	- Long-Term	Stable

Branch Network

31 December 2023

Head Office

UOB Plaza Bangkok Main Branch (Wealth Banking Center, Privilege Banking Center and Privilege Reserve)

(Mon - Fri from 8.30am - 3.30pm,
Sat 10.00am - 5.00pm)

UOB Plaza Bangkok,
690 Sukhumvit Rd., Khlong Tan,
Khlong Toei, Bangkok 10110
Tel : 0 2258 4052-4
Fax : 0 2010 4513

Bangkok Metropolitan, Nonthaburi and Pathum Thani

101 The Third Place

(Daily from 10.30am - 7.30pm)
101 3rd Fl., Sukhumvit Rd., Bang Chak,
Phra Kanong, Bangkok 10260
Tel: 0 2093 2201-7
Fax: 0 2006 0147

Anusavaree Chaisamoraphoom

(Mon - Fri from 8.30am - 3.30pm)
911/1-3 Phaholyothin Rd., Samsen Nai,
Phaya Thai, Bangkok 10400
Tel: 0 2271 0089, 0 2271 2662,
0 2271 3447
Fax: 0 2271 0088

Asok Montri

(Mon - Fri from 8.30am - 4.00pm)
Ratchapak Building, 1st Fl.,
163 Sukhumvit 21 Rd., Wattana,
Bangkok 10110
Tel: 0 2258 3259, 0 2258 3261,
0 2258 3881
Fax: 0 2258 9552

Bang Bon

(Mon - Fri from 9.00am - 4.00pm)
289, 291, 293, 295 Eakachai Rd.,
Bang Bon, Bangkok 10150
Tel: 0 2898 0423-5
Fax: 0 2898 0426

Bangbuathong

(Mon - Fri from 8.30am - 3.30pm)
28/33-35 Moo 4, Bangkruey-Sainoi Rd.,
Sahnoloi, Bangbuathong,
Nonthaburi 11110
Tel: 0 2920 2451-4
Fax: 0 2920 2450

Bangmod

(Mon - Fri from 9.00am - 4.00pm)
630, Rama II Rd., Chomthong,
Bangkok 10150
Tel: 0 2867 0203-5
Fax: 0 2867 0914

Bangna KM.2

(Mon - Fri from 8.30am - 3.30pm)
21/235-236 Moo 12, Bangna-Trad Rd.,
Bangna, Bangkok 10260
Tel: 0 2399 0179-80, 0 2396 1931
Fax: 0 2393 6147

Bangplee

(Daily from 10.00am - 7.00pm)
BIG C Center Bangplee, 2nd Fl.,
89 Moo 9, Taeparak KM. 13 Rd.,
Bangplee, Samut Prakan 10540
Tel: 0 2752 4505-7
Fax: 0 2752 4504

Bangrak

(Mon - Fri from 9.00am - 4.00pm)
Gems Tower Building,
1249/19, 1249/50, 1249/59
Charoen Krung Rd., Suriyawong,
Bangrak, Bangkok 10500
Tel: 0 2237 5050, 0 2266 9896-7
Fax: 0 2266 9667

Bobae

(Daily from 8.30am - 5.00pm)
1086/18, 1st Fl. and 4th Fl., 1086/19,
4th Fl., Krungkasem Rd., Klong Mahanak,
Pomprabsattruphai, Bangkok 10100
Tel: 0 2282 3665, 0 2282 3694-5
Fax: 0 2282 1914

Buntudthong

(Mon - Fri from 8.30am - 3.30pm)
56/20, 56/59-62 Rama I Rd., Rong
Mueang, Pathum Wan, Bangkok 10330
Tel: 0 2214 2067, 0 2214 2252,
0 2214 1292
Fax: 0 2215 4836

Central Bangna

(Wealth Banking Centre)
(Daily from 10.30am - 7.30pm)
Central Plaza Bangna, 4th Fl.,
Unit 415, 587 Theprattana Rd.,
Bangna, Bangkok 10260
Tel: 0 2361 7851-3
Fax: 0 2361 7854

Central Festival EastVille

(Daily from 10.30am - 7.30pm)
Central Festival EastVille
69, 69/1, 69/2, 69/4, 3rd Fl.,
Unit No.304-305, Pradist
Manudharm Rd., Lat Phrao,
Bangkok 10230
Tel: 0 2093 5888-99
Fax: 0 2553 6241

Central Grand Rama 9

(Daily from 10.30am - 7.30pm)
Central Plaza Grand Rama 9
Department Store, 5th Fl.,
Unit 508-2, 9/8, 9/9 Rama 9 Rd.,
Huai Kwang, Bangkok 10310
Tel: 0 2160 3851-3
Fax: 0 2160 3855

Central Pinklao

(Wealth Banking Centre)
(Daily from 10.30am - 7.30pm)
4th Fl., Unit 407, 7/222
Central Plaza Pinklao,
Boromratchachonnane Rd.,
Arun Amarin, Bangkoknoi,
Bangkok 10700
Tel: 0 2884 8030-2
Fax: 0 2884 8033

Branch Network

31 December 2023

Central Plaza Ladprao

(Daily from 10.30am - 7.30pm)
1693 Central Plaza Ladprao,
Phaholyothin Rd., Chatuchak,
Bangkok 10900
Tel: 0 2514 2709, 0 2933 7416-7
Fax: 0 2539 2003

Central Plaza Ramindra

(Daily from 10.30am - 19.30pm)
Central Plaza Ramindra, 3rd Fl.,
Unit 314, 109/10, Ramindra Rd.,
Anusavaree, Bangkhen,
Bangkok 10220
Tel: 0 2522 6646-7, 0 2522 6650
Fax: 0 2522 6649

Central Plaza Salaya

(Daily from 10.30am - 7.30pm)
Central Plaza Salaya, 3rd Fl., Bangtoei
Sampran, Nakhon Pathom 73210
Tel: 0 2431 1534, 0 2431 1536-7
Fax: 0 2431 1542

Central Plaza WestGate

(Daily from 10.30am - 7.30pm)
Central Plaza WestGate, 3rd Fl.,
199, 199/1-2 Moo 6, Saothonghin,
Bangyai, Nonthaburi 11140
Tel: 0 21940 2880-2
Fax: 0 2009 1141

Central Rama 2

(Daily from 10.30am - 7.30pm)
Central Plaza Rama 2 Department
Store, G Fl., Unit G28, 160 Rama 2 Rd.,
Bang Khun Thian, Bangkok 10150
Tel: 0 2415 1648, 0 2415 1867,
0 2415 1650
Fax: 0 2415 1868

Central Rama 3

(Wealth Banking Centre)
(Daily from 10.30am - 7.30pm)
Central Plaza Rama 3
Department Store, 4th Fl., Unit 433,
79 Sathupradit Rd., Chong Nonsri,
Yannawa, Bangkok 10120
Tel: 0 2164 0085-6, 0 2673 7027
Fax: 0 2164 0087

Central Rattanathibet

(Daily from 10.30am - 7.30pm)
Central Plaza Rattanathibet, 2nd Fl.,
Zone E-Centre Department Store,
562, 566 Moo 8, Rattanathibet Rd.,
Mueang, Nonthaburi 11000
Tel: 0 2527 8619-20, 0 2527 8633
Fax: 0 2527 8636

Central World

(Privilege Banking Centre)
(Daily from 10.30am - 7.30pm)
Central World, 4, 4/1-4/2, 4/4,
4th Fl., Unit A409, Ratchadamri Rd.,
Pathumwan, Bangkok, 10330
Tel: 0 2252 9681-3
Fax: 0 2259 9684

Central World 2(from acquiring Citi Business)

(Privilege Banking Centre, Citi Gold)
(Daily from 11.00am - 7.30pm)
Central World, 4th Fl., 4, 4/1-4/2,
4/4, Unit B411 Ratchadamri Rd.,
Pathumwan, Bangkok, 10330
Tel: 0 2079 8500

Chaengwatana

(Mon - Fri from 8.30am - 4.00pm)
Na Nakorn Building, 99/349 Moo 2,
Chaengwatana Rd., Thung Song Hong,
Don Mueang, Bangkok 10210
Tel: 0 2576 1057-9
Fax: 0 2576 1533

City Complex

(Mon - Fri from 8.30am - 5.00pm)
City Complex Building, 831
Petchburi Rd., Ratchathewi,
Bangkok 10400
Tel: 0 2255 0746, 0 2255 0749
Fax: 0 2255 0748

Fashion Island

(Wealth Banking Centre)
(Daily from 10.30am - 7.30pm)
Fashion Island Department Store,
587, 589 Ramintra Rd., Kan Na Yao,
Bangkok 10230
Tel: 0 2947 5307-8, 0 2947 5311
Fax: 0 2947 5310

Gateway Ekamai

(Daily from 10.30am - 7.30pm)
Gateway Ekamai Department Store,
3rd Fl., Unit 3129, 982/22,
Sukhumvit Rd., Phra Khanong,
Klong Toei, Bangkok 10110
Tel: 0 2108 2856-8
Fax: 0 2108 2849

Huamark

(Mon - Fri from 8.30am - 3.30pm)
5, 7, 9 Soi Ramkhamhaeng 19/1,
Ramkhamhaeng Rd., Bangkokpi,
Bangkok 10240
Tel: 0 2318 8561-3
Fax: 0 2318 0139

ICONSIAM

(Privilege Banking Centre)
(Daily from 10.30am - 7.30pm)
ICONSIAM Shopping Center, 5th Fl.,
Unit 509-510, 299, Charoen Nakorn Rd.,
Klongtongjai, Klongsan,
Bangkok 10600
Tel: 0 2093 5910-6
Fax: 0 2006 4801

Interchange 21 (from acquiring Citi Business)

(Privilege Banking Centre, Citi Gold)
(Mon - Fri from 8.30am - 5.00pm)
399 Interchange 21, Sukhumvit Rd.
(Asoke intersection), Klongtoey Nua,
Wattana, Bangkok, 10110
Tel: 0 2232 2484

Market Village Suvarnabhumi

(Daily from 10.30am - 7.30pm)
99/29 Moo 1 Market Village
Suvarnabhumi, Room S302, 3rd
Fl., Bangna-Trad Rd., Rachatawa,
Bangplee, Samutprakan 10540
Tel: 0 2030 5841, 0 2316 5326-7
Fax: 0 2030 5842

Megabangna

(Wealth Banking Corner)
(Daily from 10.30am - 7.30pm)
39 Moo 6, Bangna-Trad Rd., KM. 8,
Bangkaew, Bangplee, Samut Prakan
10540
Tel: 0 2186 8703-5
Fax: 0 2186 8706

Mercury Ville Chidlom

(Daily from 10.00am - 7.00pm)
Mercury Tower, 3rd Fl., Unit 302,
540 Ploenchit Road, Lumpini,
Pathum Wan, Bangkok 10330
Tel: 0 2030 5758, 0 2252 6292-3
Fax: 0 2252 7871

Minburi

(Mon - Fri from 8.30am - 3.30pm)
Navamin Plaza, G Fl., 599/1 Moo 13,
Sihaburanukit Rd., Minburi,
Bangkok 10510
Tel: 0 2518 0815-7
Fax: 0 2518 0799

Mueang Thong Thani

(Mon - Fri from 8.30am - 3.30pm)
339 Mueangthongthani,
Bondstreet Rd., Pakkred,
Nonthaburi 11120
Tel: 0 2503 4940-2
Fax: 0 2503 4914

Nong Khaem

(Mon - Fri from 9.00am - 4.00pm)
77/207 Moo 2, Phetkasem Rd.,
Nong Khang Phlu, Nong Khaem,
Bangkok 10160
Tel: 0 2420 7941-3
Fax: 0 2420 7940

Nonthaburi

(Mon - Fri from 8.30am - 4.00pm)
32/16-19 Pracha Rat Rd.,
Talad Kwan, Mueang,
Nonthaburi 11000
Tel: 0 2525 1771-2, 0 2968 4594
Fax: 0 2526 2993

On Nut

(Mon - Fri from 8.30am - 3.30pm)
1468, 1470 On Nut Rd., Suan Luang,
Bangkok 10250
Tel: 0 2332 3134-6
Fax: 0 2331 8519

Paradise Park

(Daily from 10.30am - 7.30pm)
Paradise Park, 2nd Fl., Unit 2C004,
61 Srinakarin Rd., Nongbon,
Prawet, Bangkok 10250
Tel: 0 2047 0816-8
Fax: 0 2047 0819

Pattanakarn

(Mon - Fri from 8.30am - 3.30pm)
309/1-4 Patanakarn Rd.,
Prawet, Bangkok 10250
Tel: 0 2322 0439, 0 2322 0442-3
Fax: 0 2322 0438

Phaholyothin KM.26

(Mon - Fri from 8.30am - 3.30pm)
1/737 Moo 17, Soi Amporn,
Phaholyothin KM. 26, Khukhot,
Lam Luk Ka, Pathum Thani 12130
Tel: 0 2532 3646-8
Fax: 0 2532 3641

Phaholyothin Place

(Mon - Fri from 10.00am - 5.00pm)
Phaholyothin Place, 1st floor,
Phaholyothin Rd.,
Phaya Thai, Bangkok 10400
Tel: 0 2357 1690-1, 0 2616 9760
Fax: 0 2357 1490

Phaholyothin Soi 19

(Mon - Fri from 8.30am - 3.30pm)
Rasa Tower Building,
555 Phaholyothin Rd., Chatuchak,
Bangkok 10900
Tel: 0 2937 0301-2, 0 2937 0304
Fax: 0 2937 0305

Phahurad**(Privilege Banking Centre)**

(Mon - Fri from 9.00am - 5.00pm,
Sat from 10.00am - 5.00pm)
The Old Siam Plaza, 2/30-33,
4/11-14 Burapa Rd., Phra Nakhon,
Bangkok 10200
Tel: 0 2222 0177-9
Fax: 0 2223 0708

Phra Pinklao

(Mon - Fri from 8.30am - 3.30pm)
30 Charan Sanit Wong Rd.,
Bang Yi Khan, Bangphlat,
Bangkok 10700
Tel: 0 2434 7110-2
Fax: 0 2434 7114

Rajchaprarop

(Mon - Fri from 8.30am - 5.00pm)
Indra Regent Hotel, 1st floor, 120/126
Ratchaprarop Road
Tel: 02 656 3071-2
Fax: 0 2251 0404

Rangsit**(Wealth Banking Centre)**

(Daily from 10.30am - 7.30pm)
Future Park Rangsit Building, 94 Moo 2,
Phaholyothin Rd., Prachatipat,
Thanyaburi, Pathum Thani 12130
Tel: 0 2958 0562-4
Fax: 0 2958 0568

Ratchada-Huay Khwang

(Mon - Fri from 8.30am - 3.30pm)
167/8 Ratchadaphisek Rd.,
Din Daeng, Bangkok 10400
Tel: 0 2276 9410-12
Fax: 0 2276 9413

Ratchada-Sathupradit

(Mon - Fri from 9.00am - 4.00pm)
127/1 Nonsee Rd., Yannawa,
Bangkok 10120
Tel: 0 2681 1111-3
Fax: 0 2681 1110

Ratchawong

(Mon - Fri from 8.30am - 3.30pm)
219/2 Ratchawong Rd.,
Samphanthawong, Bangkok 10100
Tel: 0 2622 7388-90
Fax: 0 2622 7392

Robinson Samutprakan

(Daily from 10.30am - 7.30pm)
Robinson Samutprakan, 3rd Fl.,
789 Moo 2, Taibanmai, Mueang,
Samut Prakan, 10280
Tel: 0 2093 5160-5
Fax: 0 2093 5166

Branch Network

31 December 2023

Sam Yaek

(Privilege Banking Centre)
(Mon - Fri from 8.30am - 3.30pm)
601 Charoen Krung Rd., Talad Noi,
Samphanthawong, Bangkok 10100
Tel: 0 2222 5111-3
Fax: 0 2222 1354

Samrong

(Mon - Fri from 8.30am - 3.30pm)
999/99 Moo 1, Sukhumvit Rd.,
Samrong Nua, Mueang,
Samut Prakan 10270
Tel: 0 2384 4510, 0 2384 7656,
0 2394 0422
Fax: 0 2384 4352

Sathon

(Mon - Fri from 9.00am - 4.00pm)
191 South Sathon Rd.,
Sathon, Bangkok 10120
Tel: 02 343 2047,
02 343 2695, 02 343 2687
Fax: 0 2287 2972

Sathon 2

(Mon - Fri from 9.00am - 4.00pm)
Bangkok City Tower Building,
179/3 South Sathon Rd.,
Tung Mahamek,
Sathon, Bangkok 10120
Tel: 0 2679 5700-2
Fax: 0 2679 5703

Seacon Bangkae

(Wealth Banking Corner)
(Daily from 10.30am - 7.30pm)
Seacon Bangkae Department Store,
607 Seacon Bangkae Department
Store, Phetchakasem Road, Bangwa
Phasi Charoen, Bangkok 10160
Tel: 0 2454 8793-5
Fax: 0 2454 8796

Seacon Square

(Daily from 10.30am - 7.30pm)
Seacon Square Department Store,
3rd Fl., Unit 3057F, 55 Srinakharin Rd.,
Nongbon, Prawet, Bangkok 10250
Tel: 0 2138 5745, 0 2721 9103-4
Fax: 0 2138 5746

Senanikom

(Mon - Fri from 8.30am - 3.30pm)
126/19 Phaholyothin 32 Rd.
(Soi Senanikom 1), Chatuchak,
Bangkok 10900
Tel: 0 2561 3100-1, 0 2561 1054
Fax: 0 2579 9088

Siam Paragon (Wealth Banking Centre)

(Daily from 10.30am - 7.30pm)
Siam Paragon Shopping Center,
3rd Fl., Unit 3-01A, 991 Rama 1 Rd.,
Pathum Wan, Bangkok 10330
Tel: 0 2129 4841-3, 0 2610 9602-3
Fax: 0 2610 9604

Si Phraya

(Mon - Fri from 9.00am - 4.00pm)
295 Si Phraya Rd., Bangrak,
Bangkok 10500
Tel: 0 2235 2886, 0 2631 5440-1
Fax: 0 2235 2882

Si Yaek Sriwara

(Mon - Fri from 8.30am - 3.30pm)
573/139 Soi Ramkhamhaeng 39,
Prachauthit Rd., Wangthonglang,
Bangkok 10310
Tel: 0 2934 7941-3
Fax: 0 2934 7945

Silom Complex (Wealth Banking Center/ High Street Wealth)

(Daily from 10.30am - 7.30pm)
Silom Complex Building, 4th Fl.,
191 Silom Rd., Silom, Bangrak,
Bangkok 10500
Tel: 0 2231 3139-40, 0 2632 1177
Fax: 0 2231 3137

Sindhorn Tower

(Mon - Fri from 9.00am - 6.00pm)
Sindhorn Tower Building, G Fl.,
Unit 13, 130-132 Witthayu Rd.,
Pathun Wan, Bangkok 10330
Tel: 0 2263 3530-2
Fax: 0 2041 2157

Songwad

(Mon - Fri from 8.30am - 3.30pm)
1252-1254 Songwad Rd., Jakrawat,
Samphanthawong, Bangkok 10100
Tel: 0 2225 62545, 0 2226 3606-7
Fax: 0 2225 6256

Srinakarin

(Mon - Fri from 8.30am - 3.30pm)
395/5 Srinakarin Rd., Mueang,
Samut Prakan 10270
Tel: 0 2385 7313-5
Fax: 0 2385 7316

St. Louis 3

(Mon - Fri from 9.00am - 4.00pm)
31, Soi Chan 18/7 (St. Louis 3)
Thung Wat Don, Sathon,
Bangkok 10120
Tel: 0 2211 1407, 0 2212 7024
Fax: 0 2211 0815

Sukhumvit 4

(Mon - Fri from 8.30am - 4.00pm)
Two Pacific Tower Building, 1st FL.,
142 Sukhumvit Rd., Khlong Toei,
Bangkok 10110
Tel: 0 2253 5137, 0 2653 2178-9
Fax: 0 2653 2181

Sukhumvit 25

(Mon - Fri from 8.30am - 4.00pm)
Vasu 1 Building, 1 Soi Sukhumvit 25,
Khlong Toei Nua, Wattana,
Bangkok 10110
Tel: 0 2258 9330-2
Fax: 0 2258 4582

Suksawat

(Mon - Fri from 9.00am - 4.00pm)
393, 395, 397 Suksawat Rd.,
Bangpakok, Rat Burana,
Bangkok 10140
Tel: 0 2477 2409-11
Fax: 0 2468 6028

Suntowers

(Mon - Fri from 8.30am - 4.30pm)
Suntowers Building, A building,
123, Unit A102, 1st Fl.,
Wiphawadi-Rangsit Rd., Chom Phon,
Chatuchak, Bangkok 10900
Tel: 0 2273 8120-1, 0 2273 8939
Fax: 0 2273 8122

Surawong

(Mon - Fri from 9.00am - 4.00pm)
134 Surawong Rd., Bangrak,
Bangkok 10500
Tel: 0 2233 9730-2
Fax: 0 2235 5208

Talad Si Mumuang

(Mon - Fri from 8.30am - 3.30pm)
355/33-35 Moo 8, Phaholyothin Rd.,
Khukhot, Lam Luk Ka, Pathum Thani
12130
Tel: 0 2536 7854-6
Fax: 0 2536 7853

Talad Thai

(Daily from 8.30am - 5.30pm)
32/1044 Moo 9, Khlongnueng,
Khlongluang, Pathum Thani 12120
Tel: 0 2908 4784-5
Fax: 0 2908 4847

Terminal 21 Rama 3

(Daily from 10.30am - 7.30pm)
Terminal 21 Rama 3, 3rd floor,
356 Rama 3 Rd., Bangkhlo,
Bangkholaem, Bangkok 10120
Tel: 0 2291 4904-5, 0 2291 4907
Fax: 0 2291 4906

Thaiwa Tower

(Mon - Fri from 9.00am - 4.00pm)
Thai Wah Tower 1 Building,
21/63-66 South Sathon Rd.,
Sathon, Bangkok 10120
Tel: 0 2285 0092-4
Fax: 0 2285 0095

Thanon Krungthonburi

(Mon - Fri from 9.00am - 4.00pm)
Sinn Sathon Tower,
77/2 Krungthonburi Rd.,
Khlongsan, Bangkok 10600
Tel: 0 2440 0345-7
Fax: 0 2440 0350

Thanon Phraram 6

(Mon - Fri from 8.30am - 4.00pm)
Tipco Tower Building, G Fl.,
118/1 Rama VI Rd., Samsen Nai,
Phaya Thai, Bangkok 10400
Tel: 0 2357 3460-2
Fax: 0 2357 3464

Thanon Phraram 9

(Mon - Fri from 8.30am - 3.30pm)
Worrasombat Building, G Fl.,
100/1 Rama IX Rd., Huai Khwang,
Bangkok 10310
Tel: 0 2645 0686-7, 0 2645 0001
Fax: 0 2645 0440

Thanon Pracha-U-Thit

(Mon - Fri from 9.00am - 4.00pm)
147/1-4 Moo 8, Pracha-U-Thit Rd.,
Rat Burana, Bangkok 10140
Tel: 0 2873 1457-9
Fax: 0 2873 1460

Thanon Sri Wara

(Mon - Fri from 8.30am - 3.30pm)
314 Soi Ladphrao 94 (Panjamit),
Sri Wara Rd., Wang Thonglang,
Bangkok 10310
Tel: 0 2559 3600-1, 0 2559 3605
Fax: 0 2559 3606

Thanon Sukhaphiban 3

(Mon - Fri from 8.30am - 3.30pm)
902 Ramkamhaeng Rd., Bangkapi,
Bangkok 10240
Tel: 0 2375 8799, 0 2377 9183,
0 2377 5285
Fax: 0 2375 8795

Thanon Yaowarat

(Mon - Fri from 8.30am - 5.00pm)
Hua Seng Heng Building,
1st Fl., 422, 424 Yaowarat Rd.,
Samphanthawong, Bangkok 10100
Tel: 0 2226 2930-2
Fax: 0 2226 2933

Central Westville**(Wealth Banking Corner)**

(Daily from 10.30am - 7.30pm)
999 Room 146, Fl. 1 Central Westville,
Ratchapruk Road, Maha Sawat, Bang
Kruai, Nonthaburi 10130
Tel: 023433661-3, 023433278-80,
020781074
Fax: 0 2863 8627

The Crystal**(from acquiring Citi Business)****(Privilege Banking Center-Citi Gold)**

(Daily from 10.30am - 7.00pm)
213,215 The Crystal Phase 3, Unit 301,
Praditmanutham Rd., Ladprao,
Bangkok, 10230
Tel: 0 2078 7444

The Mall Bangkae**(Wealth Banking Corner)**

(Daily from 10.30am - 7.30pm)
The Mall Bangkhae, 2nd Fl., 518 Moo 1,
Phetkasem Rd., North Bangkhae,
Bangkhae, Bangkok 10160
Tel: 0 2482 9583-5
Fax: 0 2482 9586

The Mall Bangkapi**(Wealth Banking Corner)**

(Daily from 10.30am - 7.30pm)
The Mall Bangkapi, 3rd Fl.,
Unit 3S-C9A, 3522 Ladphrao Rd.,
Khlong-jun, Bangkapi, Bangkok 10240
Tel: 0 2363 3570-2
Fax: 0 2363 3574

The Mall Ngam Wong Wan

(Daily from 10.30am - 7.30pm)
The Mall Ngamwongwan, 5th Fl.,
Unit 521, Moo 2, Ngam Wong Wan Rd.,
Bangkhen, Mueang, Nonthaburi 11000
Tel: 02 550 1135-7
Fax: 02 550 0355

Branch Network

31 December 2023

The Mall Thapra

(Daily from 10.30am - 7.30pm)
The Mall Thapra, 129, 3rd Fl.,
Ratchadapisek (Thapra-Taksin) Rd.,
Booklalo, Thonburi, Bangkok 10600
Tel: 0 2476 9945-7
Fax: 0 2476 9944

The Parq

(Mon - Fri from 10.00am - 7.00pm)
88 The Parq, 2nd Fl., Ratchadapisek Rd.,
Khlong Toey, Bangkok 10110
Tel: 0 2249 0886-8
Fax: 0 2249 4075

Thonglor

(Mon - Fri from 8.30am - 4.00pm)
283/15-17, Soi Thonglor 13,
Sukhumvit 55 Rd., Wattana,
Bangkok 10110
Tel: 0 2712 7153-5
Fax: 0 2712 7156

United Center Silom

(Mon - Fri from 10.30am - 6.30pm)
United Center Building, 2nd Fl.,
Unit 213, 323 Silom Rd., Silom,
Bangrak, Bangkok 10500
Tel: 0 2237 4891-3
Fax: 0 2237 4894

Wongwian Odean

(Mon - Fri from 8.30am - 3.30pm)
772, 774 Charoen Krung Rd.,
Samphanthawong,
Bangkok 10100
Tel: 0 2234 3399, 0 2238 2540-1
Fax: 0 2238 2543

Central Area

Nakhon Pathom

(Mon - Fri from 8.30am - 3.30pm)
63, 65 Rajvithi Rd., Phraphathomjedi,
Mueang, Nakhon Pathom 73000
Tel: 0 3425 1184-5
Fax: 0 3425 1186

Phra Nakhon Si Ayutthaya

(Mon - Fri from 9.00am - 4.00pm)
255 Moo 5, Rojana Rd.,
Phra Nakhon Si Ayutthaya,
Phra Nakhon Si Ayutthaya 13000
Tel: 0 3524 6030, 0 3524 6118
Fax: 0 3524 1546

Ratchaburi

(Mon - Fri from 8.30am - 3.30pm)
11 Kathatorn Rd., Na Mueang,
Mueang Ratchaburi, Ratchaburi
70000
Tel: 0 3231 0321-3
Fax: 0 3231 0324

Samut Sakhon

(Mon - Fri from 8.30am - 3.30pm)
927/403 Sethakit 1 Rd., Mahachai,
Mueang, Samut Sakhon 74000
Tel: 0 3481 0514-5, 0 3442 7582
Fax: 0 3481 0513

Samut Songkhram

(Mon - Fri from 8.30am - 3.30pm)
125/28 Tang Kao Mueang Rd.,
Mueang, Samut Songkhram 75000
Tel: 0 3471 8111, 0 3471 8222,
0 3471 8629
Fax: 0 3471 8627

Saraburi

(Mon - Fri from 8.30am - 3.30pm)
427 Phaholyothin Rd.,
Mueang, Saraburi 18000
Tel: 0 3621 2137-8, 0 3622 1630
Fax: 0 3622 1636

Eastern Area

Amata Nakhon

(Mon - Fri from 10.00am - 5.00pm)
700/17 Moo 1, Khlong Tamru, Mueang,
Chon Buri 20000
Tel: 0 3845 7564-6
Fax: 0 3845 7568

Ban Bung

(Mon - Fri from 8.30am - 3.30pm)
403 Chon Buri-Ban Bung Rd.,
Ban Bung, Chon Buri 20170
Tel: 0 3844 3626-7, 0 3875 0979
Fax: 0 3844 3039

Ban Chang

(Mon - Fri from 8.30am - 3.30pm)
51/12 Moo 5, Sukhumvit Rd.,
Ban Chang, Rayong 21130
Tel: 0 3860 3121-3
Fax: 0 3860 3119

Bang Lamung

(Mon - Fri from 10.00am - 5.00pm)
90/27 Moo 5, Pattaya-Naglue Rd.,
Naglue, Bang Lamung,
Chon Buri 20150
Tel: 0 3842 7748-9, 0 3842 9333
Fax: 0 3842 3332

Central Chonburi

(Daily from 10.30am - 7.30pm)
Central Plaza Chonburi, 2nd Fl.,
55/88-9, 55/91 Sukhumvit Rd., Samet,
Mueang, Chon Buri 20000
Tel: 0 3805 3920-2
Fax: 0 3805 3924

Central Si Racha

(Wealth Banking Corner)

(Daily from 10.30am - 7.30pm)
Central Si Racha Department Store,
8, Flr.2, Sukhumvit Rd., Sriracha,
Chonburi 20110
Tel: 0 3832 8458-60
Fax: 0 3832 8461

Chachoengsao

(Mon - Fri from 8.30am - 3.30pm)
94/3 Chumphon Rd., Mueang,
Chachoengsao 24000
Tel: 0 3851 1621-2, 0 3853 5083
Fax: 0 3851 1623

Chanthaburi

(Mon - Fri from 8.30am - 3.30pm)
82/9 Thachalab Rd., Wat Mai,
Mueang, Chanthaburi 22000
Tel: 0 3934 6434-5, 0 3934 6616
Fax: 0 3932 1201

Chon Buri**(Privilege Banking Centre)**

(Mon - Fri from 8.30am - 3.30pm)
804 Kor Chetchamnong Rd.,
Bangplasoi, Mueang,
Chon Buri 20000
Tel: 0 3827 3601-3
Fax: 0 3827 3607

Chon Buri 2

(Mon - Fri from 8.30am - 3.30pm)
116/110 Moo 3, Sukhumvit Rd.,
Ban Suan, Mueang, Chon Buri 20000
Tel: 0 3879 7457-9
Fax: 0 3879 7461

Eastern Seaboard

(Mon - Fri from 8.30am - 3.30pm)
Thanon Hemaraj Avenue, 24/1 Moo 4,
Pluak Daeng, Rayong 21140
Tel: 0 3895 5284-6
Fax: 0 3895 5289

Map Ta Phut

(Mon - Fri from 8.30am - 3.30pm)
267/11-13 Sukhumvit Rd., Map Ta Phut,
Mueang, Rayong 21150
Tel: 0 3860 7945, 0 3860 7947,
0 3860 7949
Fax: 0 3860 8718

Passione Shopping Destination

(Daily from 10.30am - 7.30pm)
Passione Shopping Destination,
2nd Fl., 554/4 Sukhumvit Rd.,
Noen Phra, Mueang, Rayong 21000
Tel: 0 3802 3401-3
Fax: 0 3802 3404

Pattaya

(Mon - Fri from 10.00am - 5.00pm)
325/115-116 Moo 10, Pattaya Sai 2 Rd.,
Nong Prue, Bang Lamung,
Chon Buri 20150
Tel: 0 3841 0027, 0 3842 9464
Fax: 0 3842 9400

Rayong

(Mon - Fri from 8.30am - 3.30pm)
144/39-41 Sukhumvit Rd., Mueang,
Rayong 21000
Tel: 0 3861 4730-2
Fax: 0 3861 4734

Sri Racha

(Mon - Fri from 8.30am - 3.30pm)
135/19 Sukhumvit Rd., Si Racha,
Chon Buri 20110
Tel: 0 3832 4500-3
Fax: 0 3832 4505

Northeastern Area**Ban Huay Udon Thani**

(Mon - Fri from 8.30am - 5.00pm)
214/27-29 Udon Dutsadi Rd.,
Mak Khaeng, Mueang,
Udon Thani 41000
Tel: 0 4224 3639-41
Fax: 0 4224 3643

Buriram

(Mon - Fri from 9.00am - 4.00pm)
377 Moo 8, Chira road, Tumbol Isan,
Aumphur Muang, Buriram 31000
Tel: 0 4466 6733, 0 4466 6736,
0 4411 2875
Fax: 0 4411 2879

Khon Kaen

(Mon - Fri from 9.00am - 4.00pm)
34, 34/1-2 Namueang Rd.,
Nai Mueang, Mueang,
Khon Kaen 40000
Tel: 0 4323 7620-1, 0 4333 4577
Fax: 0 4323 7435

**Khon Kaen-Thanon Mittrparb
(Privilege Banking Centre)**

(Mon - Fri from 8.30am - 5.00pm)
81/1 Mittrparb Rd., Mueang,
Khon Kaen 40000
Tel: 0 4324 1686, 0 4333 2059,
0 4333 4413
Fax: 0 4323 8435

Nakhon Ratchasima

(Mon - Fri from 8.30am - 3.30pm)
2-4 Choopol Rd., Nai Mueang,
Mueang, Nakhon Ratchasima 30000
Tel: 0 4426 8874-7
Fax: 0 4425 5476

Nakhon Ratchasima 2

(Mon - Fri from 9.00am - 4.00pm)
545 Mittrparb Rd., Nai Mueang,
Mueang, Nakhon Ratchasima 30000
Tel: 0 4426 3488-90
Fax: 0 4426 3493

Roiet

(Mon - Fri from 8.30am - 3.30pm)
226/2 Ronnachaichanyut Rd.,
Nai Mueang, Mueang, Roiet 45000
Tel: 0 4351 5850-2
Fax: 0 4351 5854

Sakhon Nakhon

(Mon - Fri from 8.30am - 3.30pm)
1551/12 Sukkasem Rd.,
That Choeng Chum, Mueang,
Sakon Nakhon 47000
Tel: 0 4271 6350, 0 4271 6765,
0 4271 6895
Fax: 0 4271 6728

Surin

(Mon - Fri from 8.30am - 3.30pm)
79, 81, 83 Chitbumrung Rd.,
Nai Mueang, Mueang, Surin 32000
Tel: 0 4451 1848, 0 4451 8997-8
Fax: 0 4451 1081

Ubon Ratchathani

(Mon - Fri from 8.30am - 3.30pm)
177 Ubparat Rd., Nai Mueang,
Mueang, Ubon Ratchathani 34000
Tel: 0 4524 3830-1, 0 4526 2904
Fax: 0 4524 3832

Branch Network

31 December 2023

Udon Thani

(Mon - Fri from 8.30am - 3.30pm)
359 Phosri Rd., Mueang,
Udon Thani 41000
Tel: 0 4222 1333, 0 4234 3023,
0 4234 3425
Fax: 0 4224 4062

Northern Area

Central Airport Chiang Mai

(Daily from 11.00am - 8.00pm)
2 Mahidol Rd., 252-252/1 Wualai Rd.,
Haiya, Mueang, Chiang Mai 50100
Tel: 0 5390 4143, 0 5390 4145-6
Fax: 0 5390 4147

Chiang Mai-Huaikaw

(Privilege Banking Centre)
(Mon - Fri from 9.00am - 4.00pm)
137 Huay Kaew Rd., Mueang,
Chiang Mai 50200
Tel: 0 5321 1091-3
Fax: 0 5321 1095

Chiang Rai

(Mon - Fri from 9.00am - 4.00pm)
643/5 Moo 3, Uttrakit Rd., Vieng,
Mueang, Chiang Rai 57000
Tel: 0 5371 1414, 0 5371 6786,
0 5374 0500
Fax: 0 5371 5429

Lampang

(Mon - Fri from 9.00am - 4.00pm)
255 Boonwat Rd., Mueang,
Lampang 52000
Tel: 0 5421 8383, 0 5422 7383
Fax: 0 5422 7637

Nakhon Sawan

(Mon - Fri from 9.00am - 4.00pm)
532-534 Kosi Rd., Pak Nam Pho,
Mueang, Nakhon Sawan 60000
Tel: 0 5621 4690, 0 5621 3166
Fax: 0 5621 3224

Phitsanulok

(Mon - Fri from 9.00am - 4.00pm)
691/3-6 Mittraparb Rd., Nai Mueang,
Mueang, Phitsanulok 65000
Tel: 0 5522 5153-5
Fax: 0 5522 5156

Thanon Highway-Chiang Mai

(Mon - Fri from 9.00am - 4.00pm)
1/99 Chiang Mai-Lampang Rd.,
Nong Pa Khrang, Mueang,
Chiang Mai 50000
Tel: 0 5330 4701-3
Fax: 0 5330 4705

Thanon Sridonchai Chiang Mai

(Mon - Fri from 9.00am - 4.00pm)
54/1 Suriwong Book Center,
Sridonchai Rd., Haiya, Mueang,
Chiang Mai 50100
Tel: 0 5327 0029-30, 0 5328 2903
Fax: 0 5328 2015

Central Festival Chiang Mai Branch

(Daily from 10.30am - 7.30pm)
Central Festival Chiang Mai 3rd Fl.,
99/99/1,99/2 Moo 4, Superhighway Rd.,
Fah-Ham, Muang, Chiangmai 50000
Tel: 0 5323 3860-2
Fax: 0 5387 4029

Southern Area

Central Festival Phuket

(Privilege Banking Centre)
(Daily from 10.30am - 7.30pm)
Central Festival Phuket, 4th Fl.,
74-75 Moo 5, Wishit, Mueang,
Phuket 83000
Tel: 0 7621 0526, 0 7621 0534,
0 7621 0575
Fax: 0 7621 0596

Hat Pa Tong

(Mon - Fri from 9.30am - 4.30pm)
9/33 Phangmuang Sai Kor,
Patong, Krathu, Phuket 83150
Tel: 0 7651 0735-6, 0 7651 0750
Fax: 0 7651 0794

Hat Yai

(Mon - Fri from 8.30am - 3.30pm)
164 Nipat-utit 1 Rd., Hat Yai,
Songkhla 90110
Tel: 0 7424 3032, 0 7424 3810,
0 7424 5033
Fax: 0 7423 5606

Nakhon Sri Thammarat

(Mon - Fri from 8.30am - 3.30pm)
1719-1721 Rajdamnern Rd.,
Tha Wang, Mueang,
Nakhon Sri Thammarat 80000
Tel: 0 7535 6112, 0 7535 6860-1
Fax: 0 7534 2352

Phuket

(Privilege Banking Centre)
(Mon - Fri from 8.30am - 3.30pm)
206 Phuket Rd., Talad Yai,
Mueang, Phuket 83000
Tel: 0 7621 1566, 0 7621 1577,
0 7621 1606
Fax: 0 7621 4902

Surat Thani

(Mon - Fri from 8.30am - 3.30pm)
208/2-3 Chonkasem Rd., Talad,
Mueang, Surat Thani 84000
Tel: 0 7728 6292-4
Fax: 0 7728 6298

Thanon Phetchakasem Hat Yai

(Mon - Fri from 8.30am - 3.30pm)
452/8 Phetkasem Rd.,
Hat Yai, Songkhla 90110
Tel: 0 7422 0263, 0 7422 0274-5
Fax: 0 7422 0281

Trang

(Mon - Fri from 8.30am - 3.30pm)
1/5-1/6 Rama VI Rd., Thap Thiang,
Mueang, Trang 92000
Tel: 0 7521 7781-3
Fax: 0 7521 7785

Yala

(Mon - Fri from 8.30am - 3.30pm)
8-12 Pipitpakdi Rd., Sateng,
Mueang, Yala 95000
Tel: 0 7321 2218, 0 7321 2414,
0 7324 0872
Fax: 0 7321 3764



Right By You

**United Overseas Bank (Thai)
Public Company Limited**

Head Office

UOB Plaza Bangkok
690 Sukhumvit Road,
Khlong Tan, Khlong Toei,
Bangkok 10110 Thailand
Tel (66) 2343 3000
Fax (66) 2287 2973

www.UOB.co.th

f facebook.com/uob.th
in linkedin.com/company/uob
@ instagram.com/uob.th
▶ youtube.com/UOBThai

